



# Control Programming LLC

## Release Notes

Extension – UI Tiles – Irrigation - Cloud

version 2.00.006

### Extension

---

This release note is for the CPLL UI Tile Irrigation Extension. This extension is for UI purposes only and must be “wired” to the actual hardware control. Up to 20 zones can be managed via this UI Extension.

### Notes and Recommendations

---

Drivers->UI Tiles->Control Programming LLC->Irrigation









### System Requirements and Dependencies

---

- Crestron Home v3.013
- This extension requires that the License Manager (<https://cpllc.net/product/license-manager/>) also be installed on the processor

# Installation/Upgrade Instructions

---

 <b>Obtain License Key</b> Clicking the link, on the right, takes you to CPLLC.net where license keys can be obtained. A purchased license key is required to be entered i...	<a href="http://CPLLC.net">CPLLC.net</a>
 <b>Enter License Key</b> A purchased license key must be obtained by clicking the above link and entered here. The extension will function 100% without a license key ...	<input type="text"/>
 <b>Show in Home Screen</b> Checked to show on Home screen	<input type="checkbox"/>
 <b>Show on Room Screen</b> Checked to show in Room screen	<input checked="" type="checkbox"/>
 <b>Starting PIN Code</b> Enter initial numeric PIN code. Leave blank to disable PIN.	<input type="text"/>
 <b>Zone 01 Name</b> Zone name if active zone, Leave blank if zone does not exist	<input type="text"/>
<b>Zones 02-18 Names</b>	
 <b>Zone 19 Name</b> Zone name if active zone, Leave blank if zone does not exist	<input type="text"/>
 <b>Zone 20 Name</b> Zone name if active zone, Leave blank if zone does not exist	<input type="text"/>

**Obtain License Key** – clicking on the “CPLLC.net” link will take you to the website to purchase the necessary license. The obtained license key will need to be entered in the license manager on the appropriate SKU.

**Show on Home Page** – check if extension is to be visible on the home page.

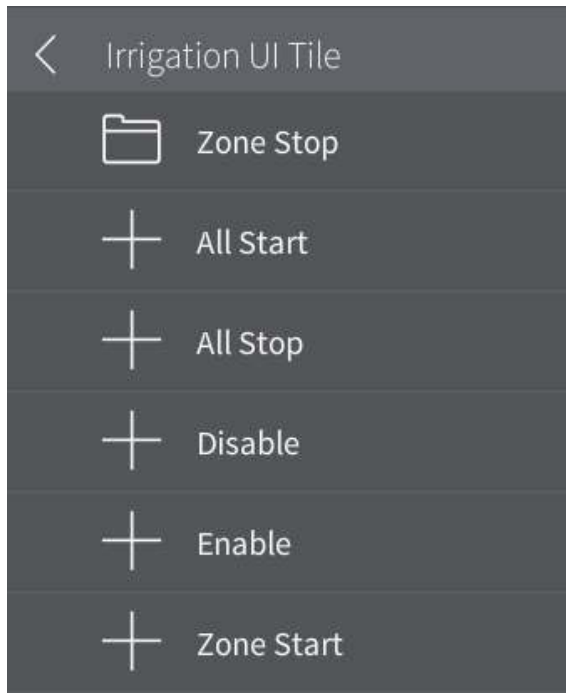
**Show in Room Page** – checked if extension is visible in the room page

**Starting Pin Code** – enter starting Pin code if one is desired, Leave blank if not using Pin Code

**Zone 01-20 Name** – Enter a friendly name to call the zone. If blank, the zone will not be displayed in the UI.

# Programmer Options

## Actions



**Enable** – enable the extension.

**Disable** – disable the extension.

**All Start**– turns on all zones.

**All Stop** – turns off all zones

Zone Start – starts the selected zone for the specified minutes which is indicated by zone name.

Zone Stop – stops the selected zone which is indicated by zone name.

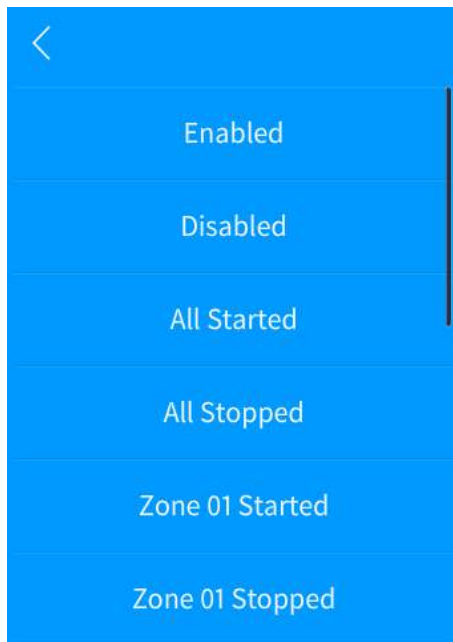
name	Zone 01	▼
minutes (m)	1	

When starting a zone, the zone name will be selected as well as the number of minutes to run the zone.



A list of zone names will be displayed to indicate which zone to stop.

## Events



**Enabled** – Extension has been enabled.

**Disabled** = Extension has been disabled.

**All Started** – All zones have been started.

**All Stopped** – All zones have been stopped.

**Zone 01-20 Started** – the specific zone has been started. If the zone is not active it will not be displayed.

**Zone 01-20 Stopped** – the specific zone has been stopped. If the zone is not active it will not be displayed.

## End-User Experience


---

### Error Feedback



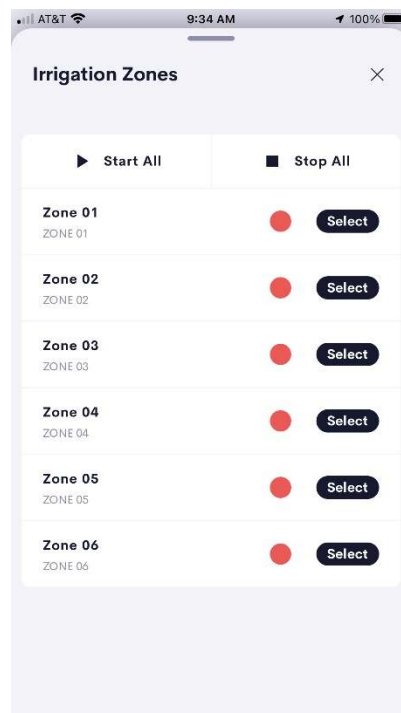
After 2 hours, without the proper license key having been installed, a license expired notice will be displayed.

## Room Tile Operational Feedback



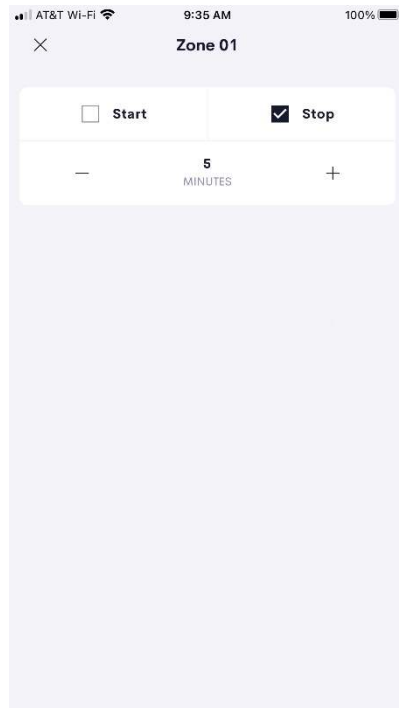
The right image shows the running status while the left image shows the not running status.

## Device Feedback



After touching the room tile, the above screen will be displayed depending on device status and whether a zone is spraying water. Touching the "Select" button brings up the individual zone control as shown on the next page.

## Individual zone control



Pressing the Start button starts the zone spraying water. The zone will stay on for the specified number of minutes.

Pressing the Stop button turns the zone off.

## Limitations/Known Issues

---

No known issues

## Supported Features

---

Not applicable

## Test Environment

---

List the environments where this driver has been tested and any control system firmware versions used.

- Crestron Home v3.004
- CP4-R
- MC4-R

## Supported Models

---

- CP4-R
- MC4-R

## Contact Information

---

- Company: Control Programming LLC
- Author: Randy Johnson
- Email: [randy@CPLLC.net](mailto:randy@CPLLC.net)
- Website: <https://cpllc.net>
- License: <https://cpllc.net/product/ui-tile-irrigation/>

## Version History

---

2023-04-04 2.00.006

- Initial Release

## Licensing and Copyright Information

---

© 2021-2023 Control Programming LLC, all rights reserved