



Control Programming LLC

Release Notes

UI Tiles – Control Programming LLC - Fireplace - Cloud
version 2.00.001

Extension

This release note is for the CPLL UI Tile Fireplace Extension. This extension is for UI purposes only and must be “wired” to the actual hardware for control.

Notes and Recommendations







Drivers->UI Tiles->Control Programming LLC->Fireplace

System Requirements and Dependencies

- Crestron Home v3.013
- This extension requires that the License Manager (<https://cpllc.net/product/license-manager/>) also be installed on the processor

Operation Installation/Upgrade Instructions

Installer Options

 Obtain License Key Clicking the link, on the right, takes you to CPLLC.net where license keys can be obtained. A purchased license key is required to be entered i...	CPLLC.net
 Show in Home Screen Checked to show on Home screen	<input type="checkbox"/>
 Show on Room Screen Checked to show in Room screen	<input checked="" type="checkbox"/>
 Starting PIN Code Enter initial numeric PIN code. Leave blank to disable PIN.	<input type="text"/>
 Tile Clickable If checked, pressing the room tile will toggle the state. If unchecked, an additional page would be displayed with discreet buttons to set st...	<input checked="" type="checkbox"/>
 Default Off Minutes Number of Minutes till turning off fireplace	<input type="text" value="5"/>

Obtain License Key – clicking on the “CPLLC.net” link will take you to the website to purchase the necessary license. The obtained license key will need to be entered in the license manager on the appropriate SKU.

Show on Home Page – check if extension is to be visible on the home page.

Show in Room Page – checked if extension is visible in the room page

Starting PIN code – if PIN code is required, starting PIN number, Leave blank if not needed.

Tile Clickable – if checked clicking the tile will toggle the fireplace on/off

Default off Minutes – number of minutes before fireplace is automatically turned off

Actions

< Fireplace
+ Fireplace Disable
+ Fireplace Enable
+ Fireplace Off
+ Fireplace On
+ Fireplace On w/Auto Off

Fireplace Off – Turn the fireplace off

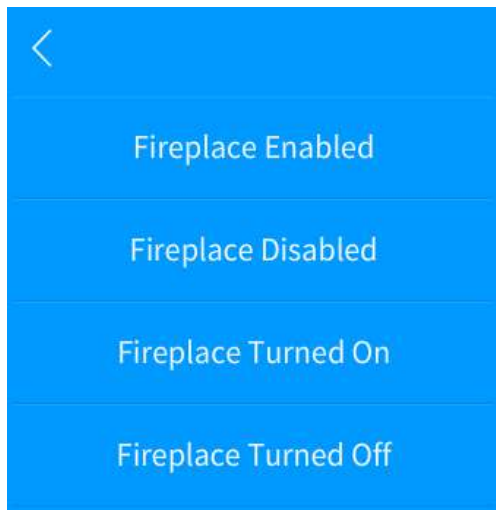
Fireplace On – Turn the fireplace on

Fireplace Disable – Disable the extension

Fireplace Enabled – Enable the extension

Fireplace On w/Auto Off – Allows the installer to setup an automatic off feature after a define number of minutes.

Events



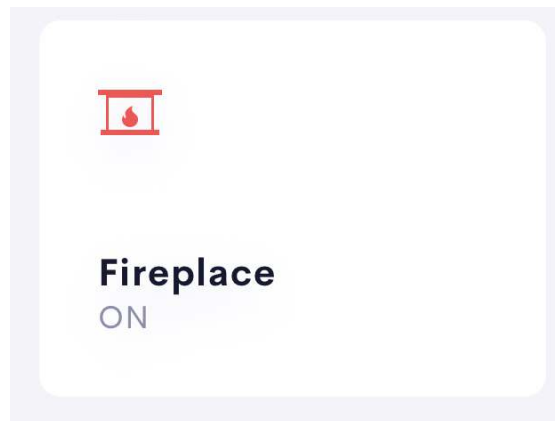
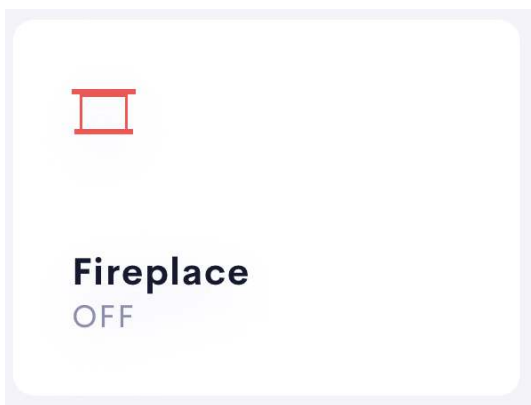
Fireplace Enabled - enable normal extension functions.

Fireplace Disabled – disable normal extension functions.

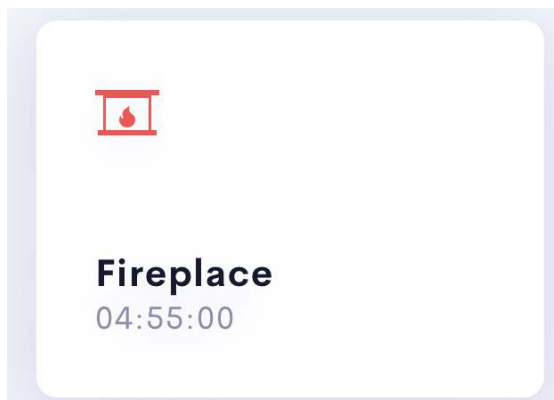
Fireplace Turned On – fireplace is on

Fireplace Turned Off – fireplace is off


End-User Experience



The above 2 images show the feedback as the fireplace goes between on and off.



The image to the left shows a count down timer when auto shutoff has been enabled by entering a number other than zero.



The left image shows feedback if the extension has been disabled. The right image shows the feedback when the license has expired.

Limitations/Known Issues

- No known limitations or issues

Supported Features

- Not applicable

Test Environment

- CP4-R and MC4-R
- Crestron Home v3.13

Contact Information

- Company: Control Programming LLC
- Author: Randy Johnson
- Email: randy@CPLLC.net
- Website: <https://cpllc.net>
- License Key: <https://cpllc.net/?product=ui-tile-fireplace>

Version History

2022-07-31 2.00.001

- Converted to License Manager

2021-05-27 1.01.003.0003

- Updated UI to provide a PIN if one is wanted and moved the On/Off controls to a separate page to prevent accidental hitting on/off on the room/home tile.

2021-05-11 1.01.002.0003

- Added option to display on home page.

2021-04-12 1.01.001.0001

- Initial Release

Licensing and Copyright Information

2021-2022 © Control Programming LLC, all rights reserved