



Control Programming LLC

Release Notes

UI Tile – Control Programming LLC – Door Lock using Feedback - Cloud
version 1.00.001

Extension

This release note is for the Door Lock UI Tile. This extension assists in reducing the quick action clutter and needs to be “wired” into the specific device that is being controlled.

The state of the door is determined solely by the discreet feedback actions in the extension.

Notes and Recommendations





Drivers->UI Tile->Control Programming LLC->Door Lock

System Requirements and Dependencies

Crestron Home v3.005.0054

Operation Installation/Upgrade Instructions

Installer Options

 License Key Please go to https://cpllc.net/?product=ui-tile-door-lock to obtain the necessary license key. The extension will function 100% without...	<input type="text"/>
 Starting PIN Code Enter initial numeric PIN code. Leave blank to disable PIN.	<input type="text" value="1234"/>
 Check to make Visible Indicates if the extension is visible on the home page	<input type="checkbox"/>
 Check to make Clickable Indicates if the extension is clickable when the tile is touched	<input type="checkbox"/>

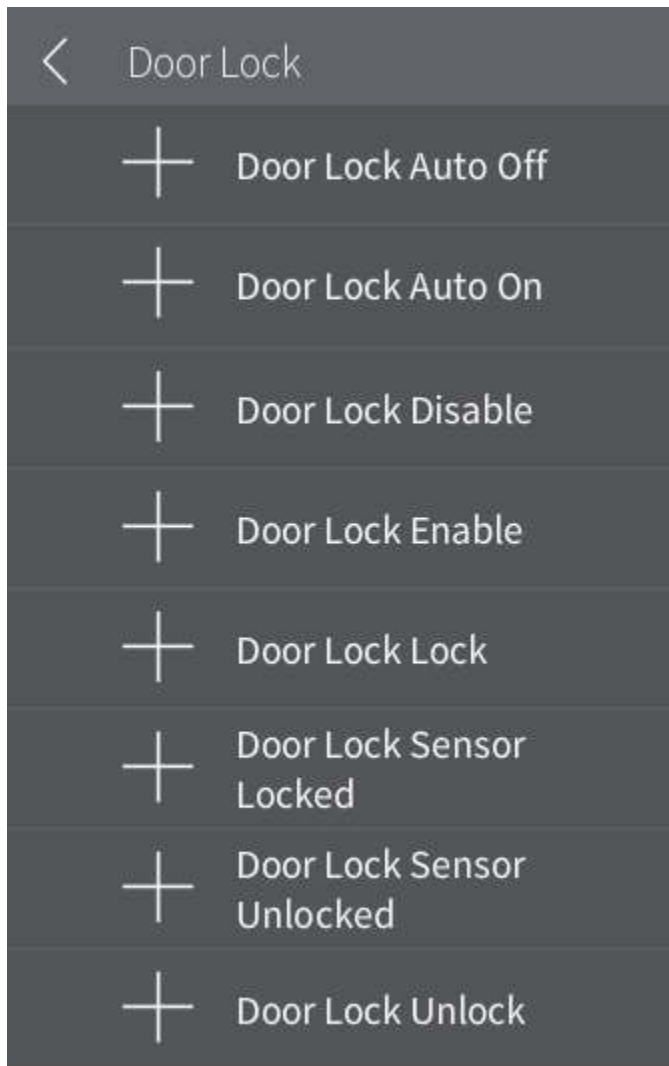
License Key – this extension requires a paid license key which can be obtained from <https://cpllc.net/?product=ui-tile-door-lock-u-feedback>. For testing purposes, this extension will function 100% for 2 hours. Rebooting will reset the two hours.

Starting PIN Code – Starting PIN numeric code. Leave blank if PIN not required.

Check to make Visible – Checked if you want the extension to display on the home page.

Check to make Clickable – Checked if you want to toggle the lock from the room tile.

Actions



Door Lock Auto Off – Auto has been turned off.

Door Lock Auto On – Auto has been turned on.

Door Lock Disable – Lock has been disabled.

Door Lock Enable – Lock has been enabled.

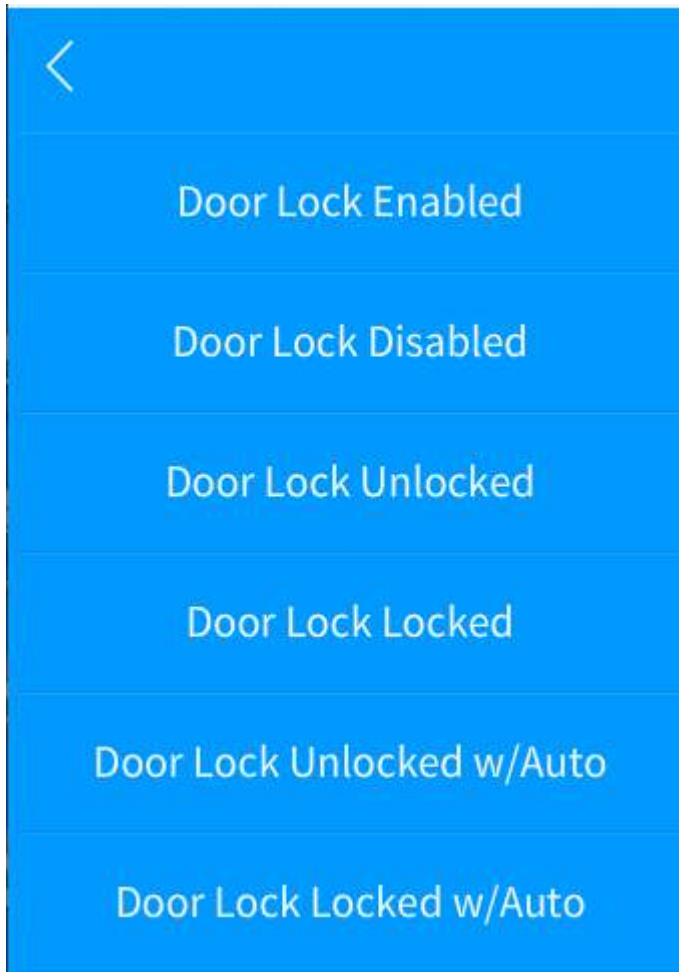
Door Lock Lock – Lock door.

Door Lock Sensor Locked – feedback indicates that door is locked. This is the only place where the door locked state is established.

Door Lock Sensor Unlocked – sensor feedback indicates that door is unlocked. This is the only place where the door unlocked state is established.

Door Lock Unlock – Unlock door.

EVENTS



Door Lock Enabled – Door lock is enabled.

Door Lock Disabled – Door lock is disabled.

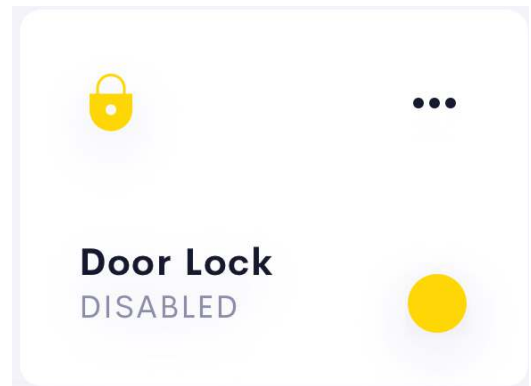
Door Lock Unlocked - Door lock is unlocked, and auto is off.

Door Lock Locked – Door lock is locked, and auto is off.

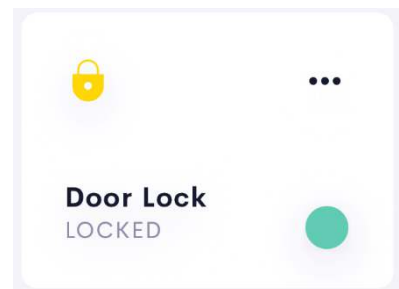
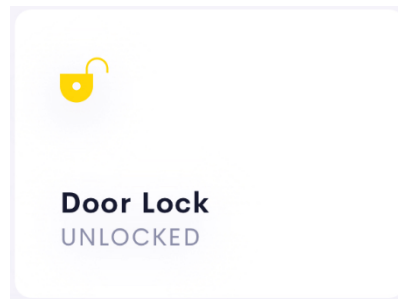
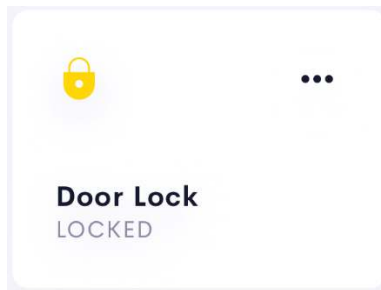
Door Lock Unlocked w/Auto – Door lock is unlocked, and auto is on.

Door Lock Locked w/Auto – Door lock is locked, and auto is on.

End-User Experience

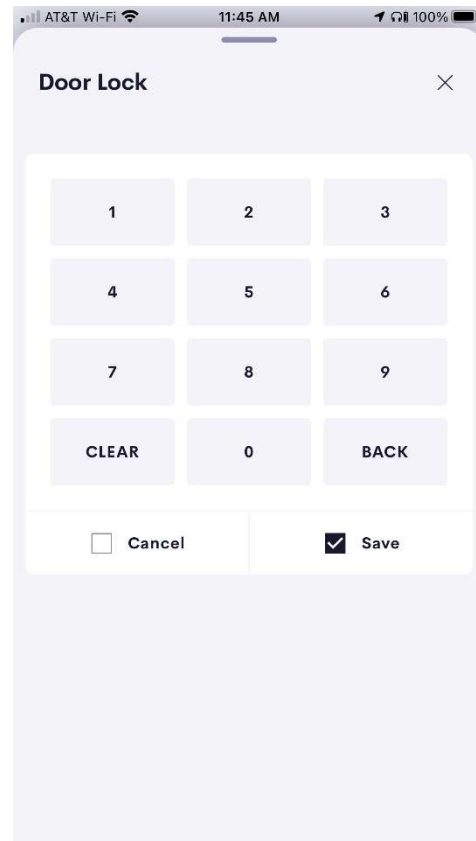
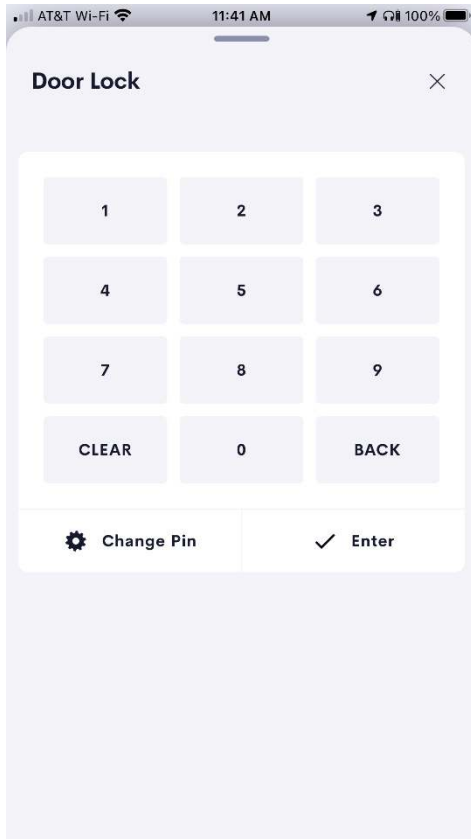


The above 2 tiles show status feedback of License expired and the Door Lock has been disabled.

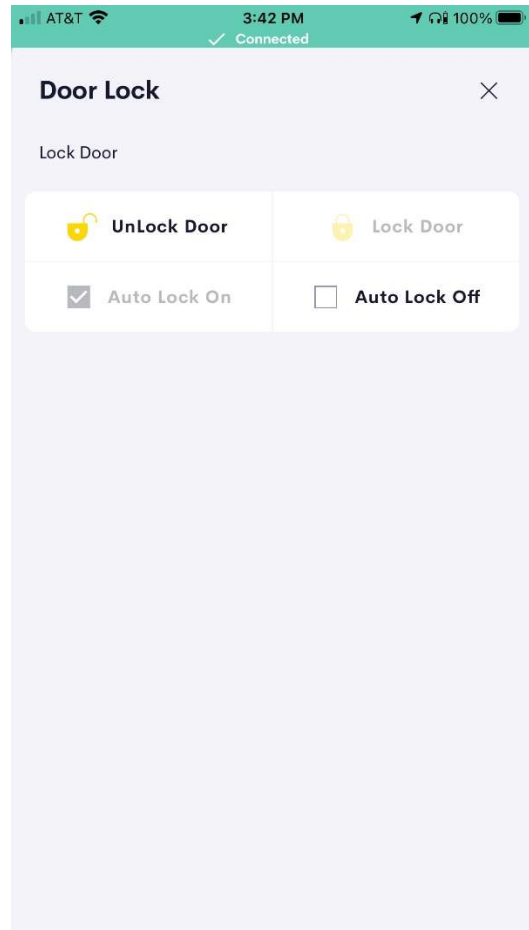
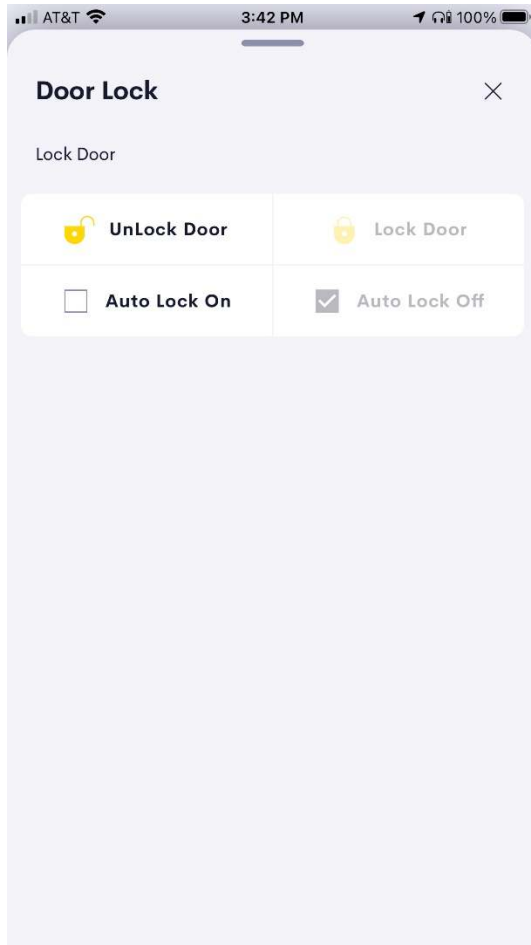


The above 3 tiles show, from left to right, the door locked, door unlocked, and door auto enabled feedback.

Upon touching the room tile, the Pin enter page or the control page will be displayed depending on the pin code setting.



If an initial pin has been specified in the installer options, the left image will be displayed prior to the controls being displayed. As the pin is entered in, it will be displayed in the upper left hand just above the pin pad. There are two options once the pin has been entered. Pressing ENTER results in the pin being checked and if correct the control will be displayed. If CHANGE PIN is pressed, the image on the right will be displayed. A different pin can be entered and either CANCEL or SAVE is pressed. In either case the controls page will be displayed.



The left image shows the available controls when the lock is locked. The right image shows the controls when the lock is unlocked.

Two minutes after the plug has been turned off and/or on, the pin pad will be reactivated.

Limitations/Known Issues

- No known limitations or issues

Supported Features

- Not applicable

Test Environment

- CP4-R and MC4-R
- Crestron Home v3.005.0054

Contact Information

- Company: Control Programming LLC
- Author: Randy Johnson
- Email: randy@CPLLC.net
- Website: <https://cpllc.net>
- License Key: <https://cpllc.net/?product=ui-tile-door-lock-u-feedback>

Version History

2021-06-16 1.01.001

- Initial Release

Licensing and Copyright Information

This extension is copyrighted, and all rights reserved by Control Programming LLC.