



Control Programming LLC

Release Notes

UI Tiles – Control Programming LLC - Blinds - Cloud
version 2.00.006

Extension

This release note is for the CPLLC UI Tile Blinds Extension. This extension is for UI purposes only and must be “wired” to the actual hardware control.

Notes and Recommendations





Drivers->UI Tiles->Control Programming LLC->Blinds

System Requirements and Dependencies

- Crestron Home v3.013
- This extension requires that the License Manager (<https://cpllc.net/product/license-manager/>) also be installed on the processor

Operation Installation/Upgrade Instructions

Installer Options

 Obtain License Key Clicking the link, on the right, takes you to CPLLC.net where license keys can be obtained. A purchased license key is required to be entered i...	CPLLC.net
 Show in Home Screen Checked to show on Home screen	<input type="checkbox"/>
 Show on Room Screen Checked to show in Room screen	<input checked="" type="checkbox"/>
 Seconds between Fully Opened/Closed Number of seconds it takes the blinds to transition between fully opened and fully closed.	<input type="text" value="5"/>

Obtain License Key – clicking on the “CPLLC.net” link will take you to the website to purchase the necessary license. The obtained license key will need to be entered in the license manager on the appropriate SKU.

Show on Home Page – check if extension is to be visible on the home page.

Show in Room Page – checked if extension is visible in the room page

Seconds between Fully Open/Closed – Seconds the drape takes to be fully closed/opened

Actions

<	Blinds
+	Blinds Close
+	Blinds Disable
+	Blinds Enable
+	Blinds Open
+	Blinds Open w/Auto Close

Blinds Close – Start the blinds closure

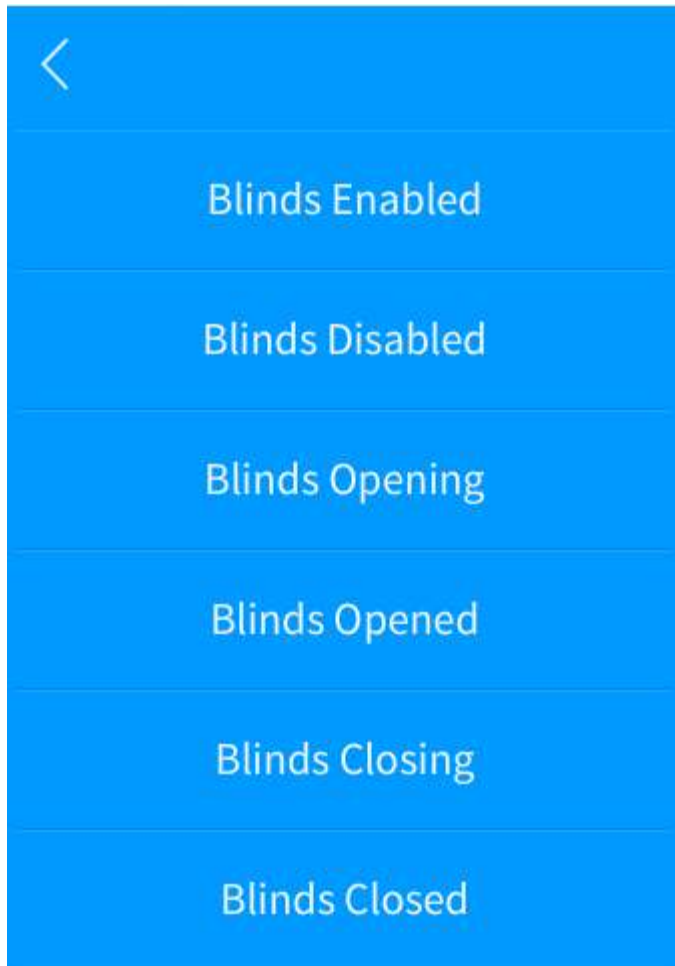
Blinds Open – Start the blinds opening

Blinds Disable – Disable the extension

Blinds Enabled – Enable the extension

Blinds Open w/Auto Close – Allows the installer to setup an automatic closure feature after a define number of seconds

Events



Blinds Enabled - enable normal extension functions

Blinds Disabled – disable normal extension functions

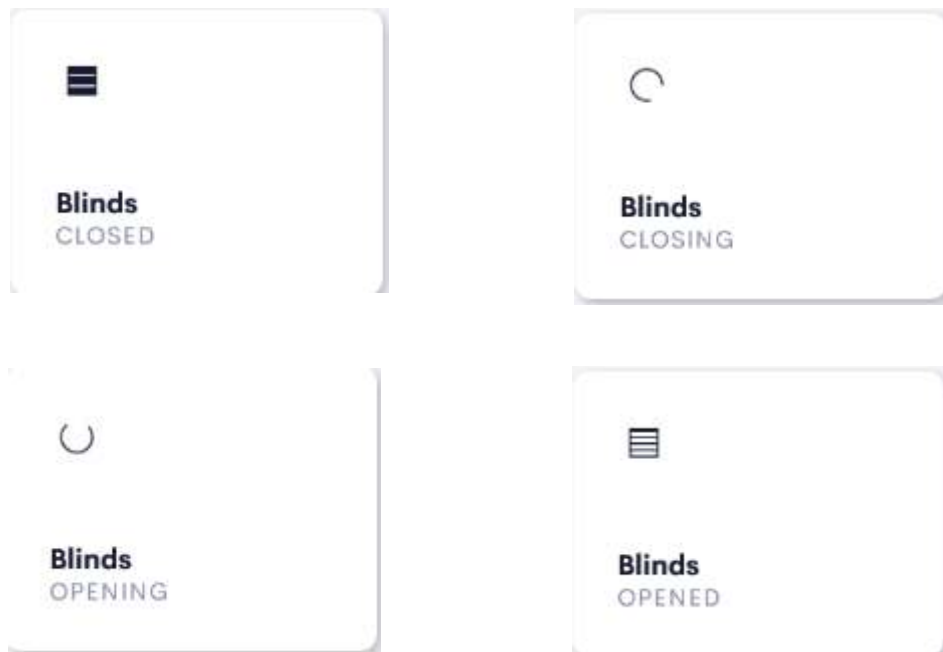
Blinds Opening – blind is starting to open

Blinds Opened – blind is opened

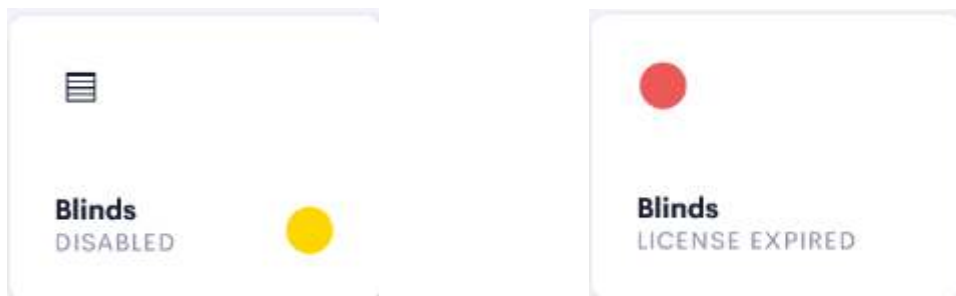
Blinds Closing – blind is starting to close

Blinds Closed – blind is closed

End-User Experience



The above 4 images show the feedback as the blinds goes from being opened, closed, opening, and closing. Opening and closing states will show a spinning circle for the number of seconds defined in the installer options.



The left image shows feedback is the extension has been disabled. The right image shows the feedback when the license has expired.

Limitations/Known Issues

- No known limitations or issues

Supported Features

- Not applicable

Test Environment

- CP4-R and MC4-R
- Crestron Home v3.005.0054

Contact Information

- Company: Control Programming LLC
- Author: Randy Johnson
- Email: randy@CPLLC.net
- Website: <https://cpllc.net>
- License Key: <https://cpllc.net/product/ui-tile-blinds/>

Version History

2023-04-04 2.00.006

- Added required CCD SDK JSON fields

2022-07-29 2.00.001

- Initial Release

Licensing and Copyright Information

2022-2023 © Control Programming LLC, all rights reserved