



# Control Programming LLC

## Release Notes

Power – TP Link – HS100 - Cloud  
version 1.00.001

### Extension

This release note is for the TP Link HS100 Smart Plug control extension. The product description can be found at <https://www.kasasmart.com/us/products/smart-plugs/kasa-smart-wifi-plug-hs100>.

### Notes and Recommendations






Drivers->Power->TP Link->HS100

### System Requirements and Dependencies

Crestron Home v3.005.0054

### Operation Installation/Upgrade Instructions

#### Installer Options

 <b>License Key</b> Please go to <a href="https://cpllc.net/?product=tplink-smart-plug-hs100">https://cpllc.net/?product=tplink-smart-plug-hs100</a> to obtain the necessary license key. The extension will function 1...	<input type="text"/>
 <b>IP Address of Plug</b> IP Address of the TPLink HS100.	<input type="text" value="10.1.176.32"/>
 <b>Check to make Clickable</b> Indicates if the room/home tile is clickable to toggle power on/off. If checked this will disable the pin code as well as the control page.	<input type="checkbox"/>
 <b>Starting PIN Code</b> Enter initial numeric PIN code. Leave blank to disable PIN.	<input type="text" value="1234"/>
 <b>Check to make Visible</b> Indicates if the extension is visible on the home page	<input type="checkbox"/>

**License Key** – this extension requires a paid license key which can be obtained <https://cpllc.net/?product=tplink-smart-plug-hs100>. For testing purposes, this extension will function 100% for 2 hours. Rebooting will reset the two hours.

**Check to make Clickable** – makes the tile on/off clickable.

**IP Address of Plug** - Plug's IP address

**Starting PIN Code** – Starting PIN numeric code. Leave blank if PIN not required.

**Check to make Visible** – Checked if you want the extension to display on the home page.

## Actions



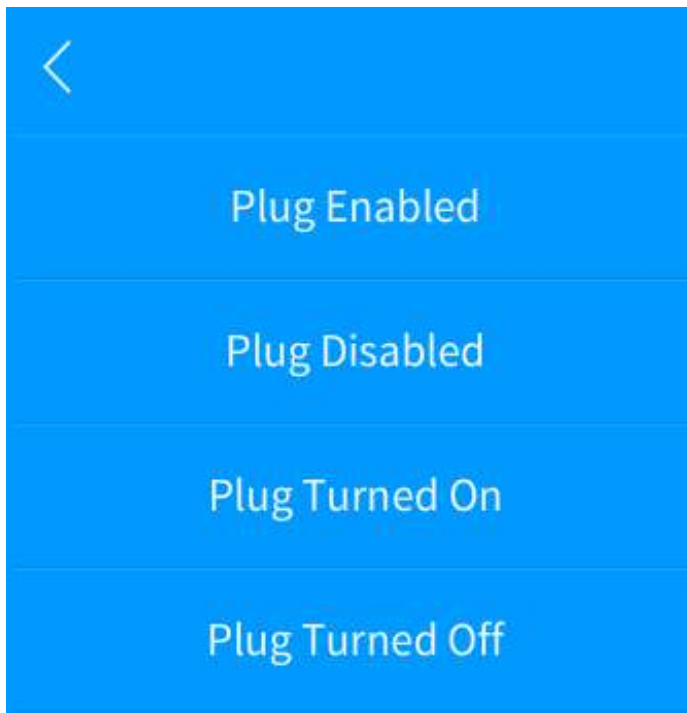
**Plug Disable** – Disable the extension

**Plug Enabled** – Enable the extension

**Plug Off** – Turn the plug off

**Plug On** – Turn the plug on

## Events



**Plug Enabled** - enable normal extension functions.


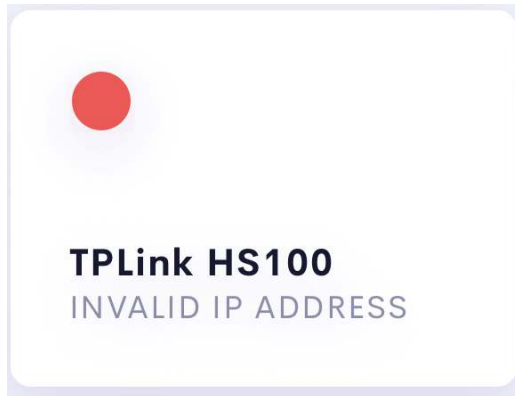
**Plug Disabled** – disable normal extension functions.

**Plug Turned On** – plug is on


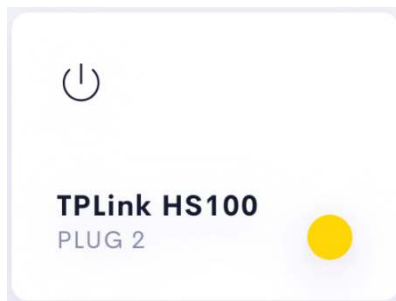
**Plug Turned Off** – plug is off

## End-User Experience

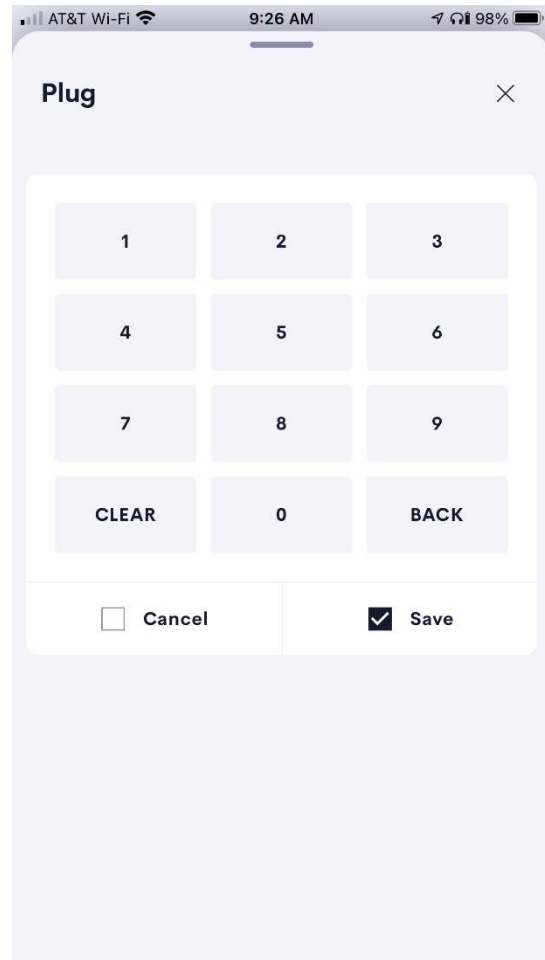
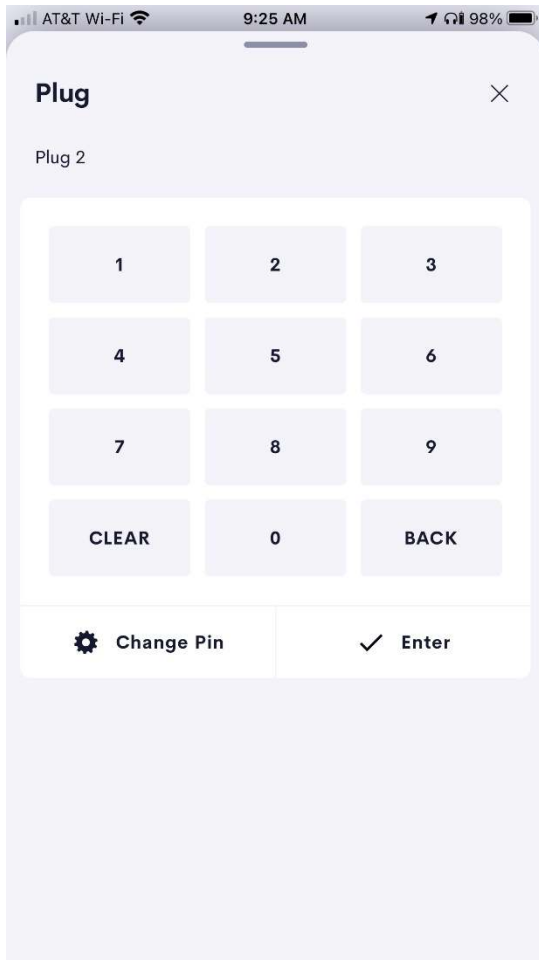
---



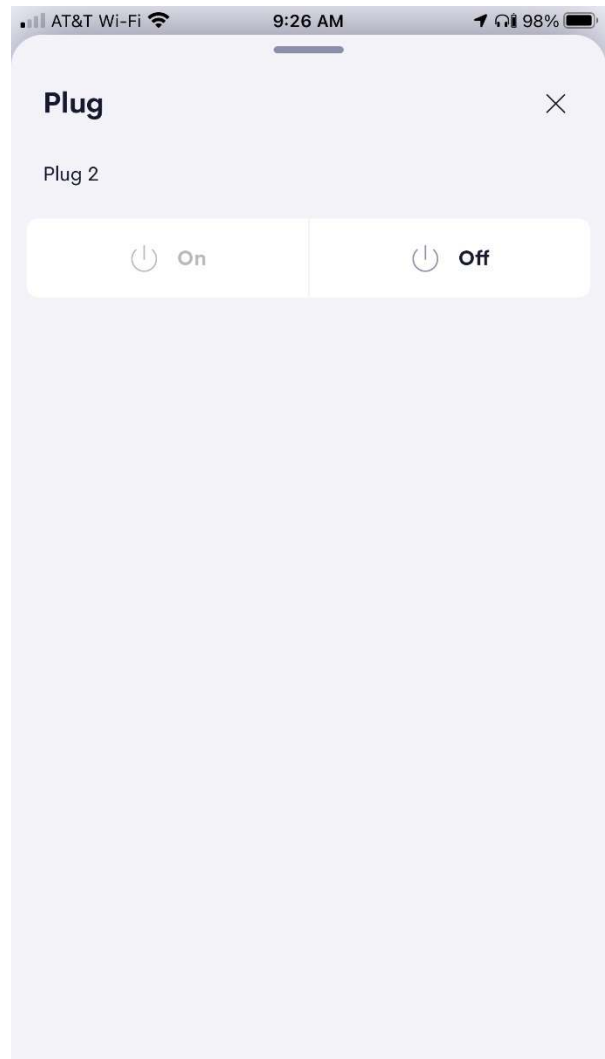
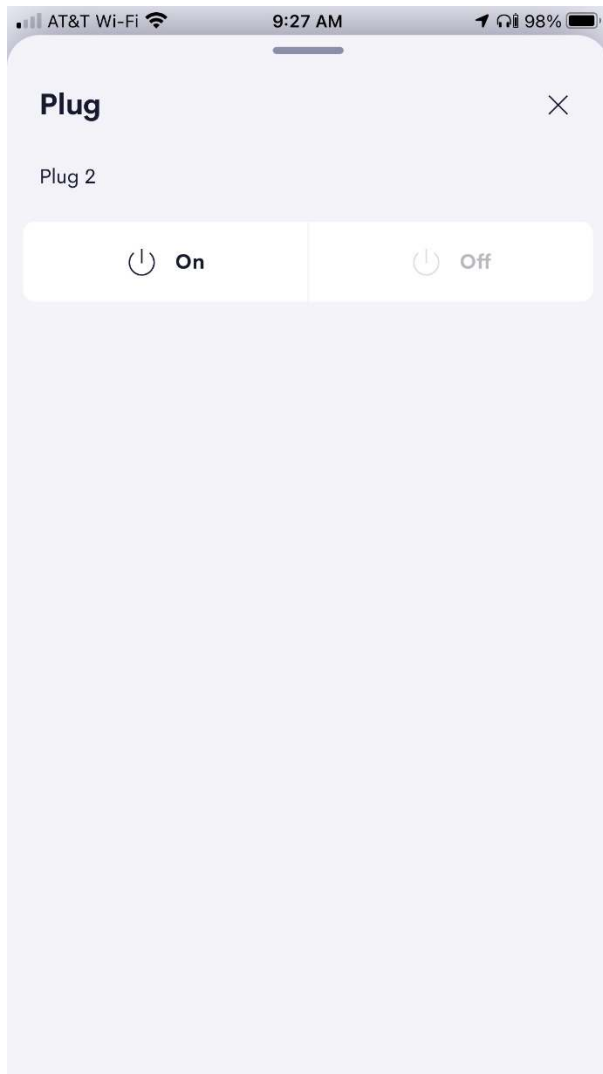
Above is the tile feedback when an error condition is encountered. The left side shows an invalid IP address, and the right side shows when the license has expired.



The above 3 tiles show status feedback. Yellow indicates that the plug extension has been disabled. Green indicates that the plug extension is enabled and is currently turned on. No feedback indicates that the extension is enabled, and the plug is turned off.



If an initial pin has been specified in the installer options, the left image will be displayed prior to the controls being displayed. As the pin is entered in, it will be displayed in the upper left hand just above the pin pad. There are two options once the pin has been entered. Pressing ENTER results in the pin being checked and if correct the control will be displayed. If CHANGE PIN is pressed, the image on the right will be displayed. A different pin can be entered and either CANCEL or SAVE is pressed. In either case the controls page will be displayed.



The left image shows the available controls when the plug is off. The right image shows the controls when the plug has been turned on.

Two minutes after the plug has been turned off and/or on, the pin pad will be reactivated.

## Limitations/Known Issues

---

- No known limitations or issues

## Supported Features

---

- Not applicable

## Test Environment

---

- CP4-R and MC4-R
- Crestron Home v3.005.0054

## Contact Information

---

- Company: Control Programming LLC
- Author: Randy Johnson
- Email: [randy@CPLLC.net](mailto:randy@CPLLC.net)
- Website: <https://cpllc.net>
- License Key: <https://cpllc.net/?product=tplink-smart-plug-hs100>

## Version History

---

2021-05-31                      1.01.001

- Initial Release

## Licensing and Copyright Information

---

This extension is copyrighted, and all rights reserved by Control Programming LLC.