



Control Programming LLC

Release Notes

Shower – Steamist - Cloud
version 1.00.001

Extension

This release note is for the Steamist control extension. The product description can be found at <https://steamist.com/>.

Notes and Recommendations






Drivers->Shower->Steamist->Stamist

System Requirements and Dependencies

Crestron Home v3.005.0054

Operation Installation/Upgrade Instructions

Installer Options

| | |
|--|--|
|  License Key Please go to https://cpllc.net/?product=ui-tile-fireplace to obtain the necessary license key. The extension will function 100% without... | <input type="text"/> |
|  Starting PIN Code Enter initial numeric PIN code. Leave blank to disable PIN. | <input type="text"/> |
|  TCP Address TCP Address of Steamist Controller | <input type="text" value="10.1.176.71"/> |
|  TCP Port TCP Port of Steamist Controller | <input type="text" value="9761"/> |
|  Check to make Visible Indicates if the extension is visible on the home page | <input type="checkbox"/> |

License Key – this extension requires a paid license key which can be obtained from <https://cpllc.net/?product=steamist>. For testing purposes, this extension will function 100% for 2 hours. Rebooting will reset the two hours.

Starting PIN Code – Starting PIN numeric code. Leave blank if PIN not required.

TCP Address – IP address of Steamist device.

TCP Port – IP Port of Steamist device.

Check to make Visible – Checked if you want the extension to display on the home page.

Actions

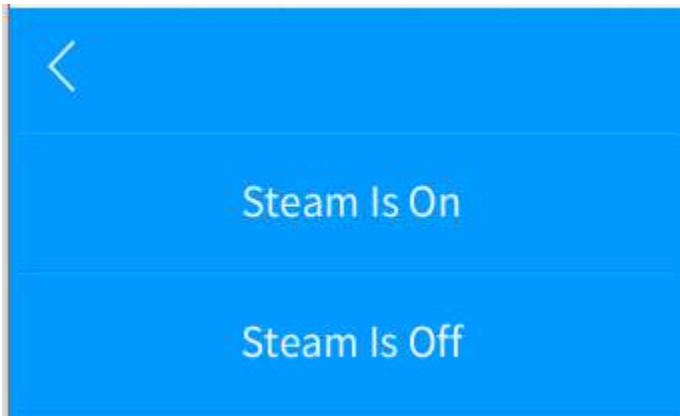


Memory 1 – Turn on memory preset 1.

Memory 2 – Turn on memory preset 2.

Off – Turn off the Steamist device.


Events



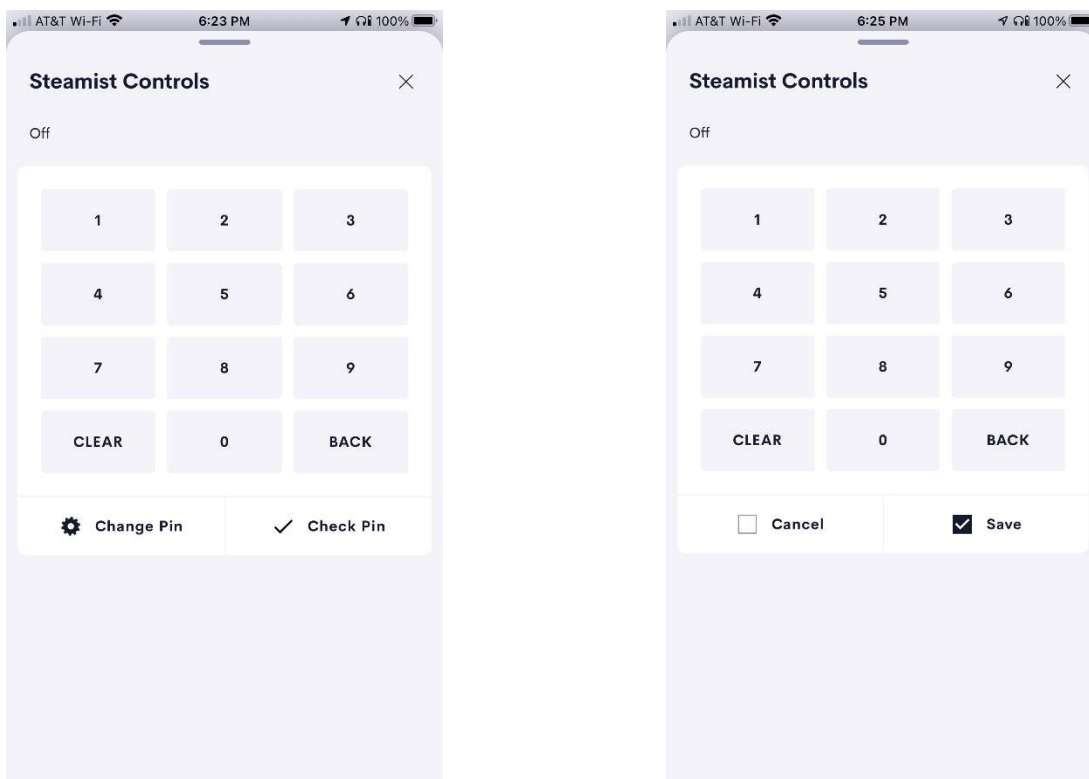
Steam is On – Steamist is running.

Steam is Off – Steamist is not running.

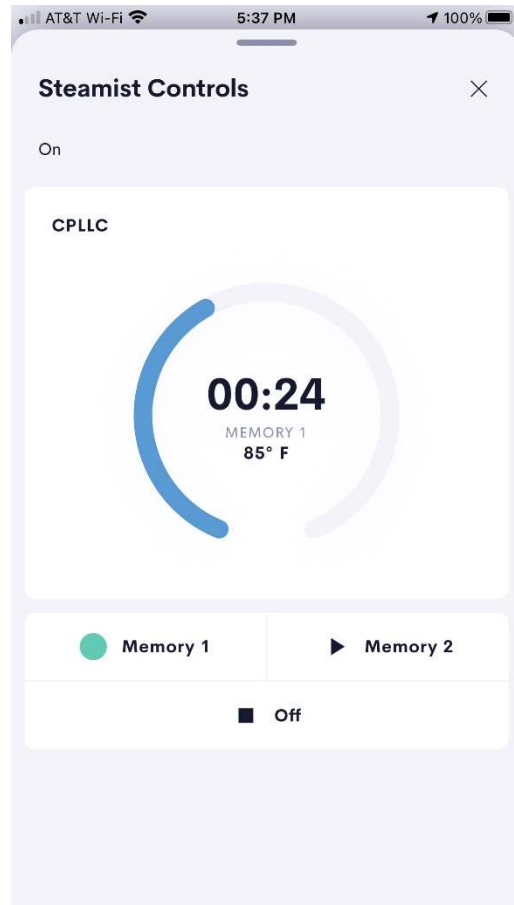
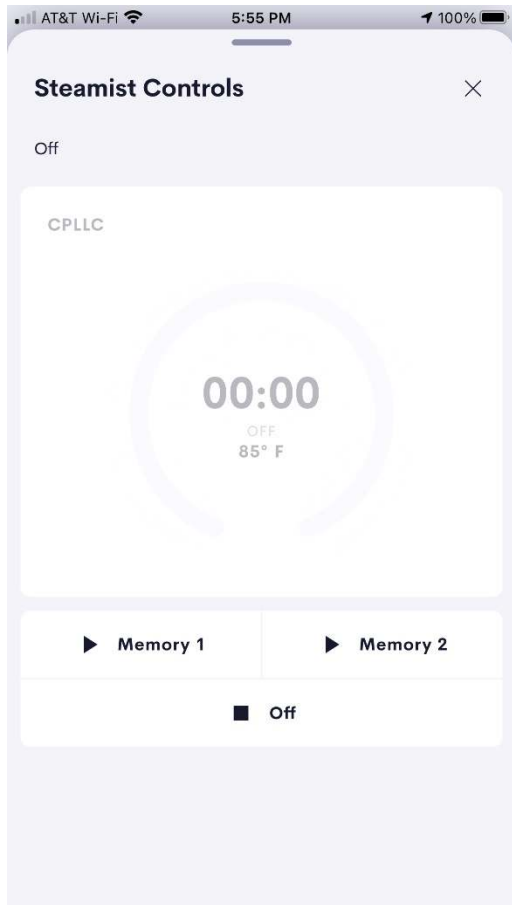
End-User Experience



The above 3 tiles show status feedback. From left to right shows off, on, and license expired. After pressing the tile control will be transfer to the PIN entry page or the Controls page depending on if the PIN is active.



If an initial pin has been specified in the installer options, the left image will be displayed prior to the controls being displayed. As the pin is entered in, it will be displayed in the upper left hand just above the pin pad. There are two options once the pin has been entered. Pressing ENTER results in the pin being checked and if correct the control will be displayed. If CHANGE PIN is pressed, the image on the right will be displayed. A different pin can be entered and either CANCEL or SAVE is pressed. In either case the controls page will be displayed.



The left image shows the available controls when the plug is off. The right image shows the controls when the plug has been turned on.

Two minutes after the plug has been turned off and/or on, the pin pad will be reactivated.

Limitations/Known Issues

- No known limitations or issues

Supported Features

- Not applicable

Test Environment

- CP4-R and MC4-R
- Crestron Home v3.005.0054

Contact Information

- Company: Control Programming LLC
- Author: Randy Johnson
- Email: randy@CPLLC.net
- Website: <https://cpllc.net>
- License Key: <https://cpllc.net/?product=steamist>

Version History

2021-06-16 1.01.001

- Initial Release

Licensing and Copyright Information

This extension is copyrighted, and all rights reserved by Control Programming LLC.