



Control Programming LLC

Release Notes

Extension – Wildcard – HTTP Get - Cloud
version 4.0

Extension

This release note is for the CPLL Wildcard HTTP Get Extension. This extension provides up to 10 command strings to communicate to an external URL via an HTTP Get request.

Notes and Recommendations

Drivers->Custom Device->Control Programming LLC->HTTP(s) Get

System Requirements and Dependencies

- Crestron Home v4.0
- This extension requires that the License Manager (<https://cpllc.net/product/license-manager/>) also be installed on the processor

Installation/Upgrade Instructions

Obtain License Key Clicking the link, on the right, takes you to CPLLC.net where license keys can be obtained. A purchased license key is required to be entered ...	CPLLC.net
Enter License Key A purchased license key must be obtained by clicking the above link and entered here. The extension will function 100% without a license key ...	<input type="text"/>
Show in Home Screen Checked to show on Home screen	<input type="checkbox"/>
Show on Room Screen Checked to show in Room screen	<input checked="" type="checkbox"/>
Use HTTPs Checked if HTTPs should be used	<input checked="" type="checkbox"/>
Base URL Base URL of the HTTP Get	<input type="text" value="www.josh.ai/external"/>
Tile Text Text header displayed on the Tile Page	<input type="text" value="Josh.ai Triggers"/>
Tile Icon Text Icon to display when no errors encountered	<input type="text" value="icQuestionmark"/>
Command 01 Place in this field the command information. There are three parts to each command: command icon url extension...	<input type="text" value="Play icPlay ?licensekey=mnb-8m10c-x3i"/>
Command 02-07	
Command 08 Place in this field the command information. There are three parts to each command: command icon url extension...	<input type="text"/>
Command 09 Place in this field the command information. There are three parts to each command: command icon url extension...	<input type="text"/>
Command 10 Place in this field the command information. There are three parts to each command: command icon url extension...	<input type="text"/>

Obtain License Key – clicking on the “CPLLC.net” link will take you to the website to purchase the necessary license. The obtained license key will need to be entered in the license manager on the appropriate SKU.

Show on Home Page – check if extension is to be visible on the home page.

Show in Room Page – checked if extension is visible in the room page

Use HTTPs – checked if HTTPs is to be used as opposed to HTTP

Base URL – Base URL of where the HTTP Get is to be directed.

Tile Text – Text that is displayed on the button trigger tile page.

Tile Icon Text – Icon to be used for the main tile. The list of icons can be found [here](#).

Command 01-10 – a specially formatted string is entered here. If the command is not being used, then this field should be left blank.

The formatted Command string consists of 3 parts separated by an “|” (or) bar.

Part 1: Command Text which is displayed on the button.

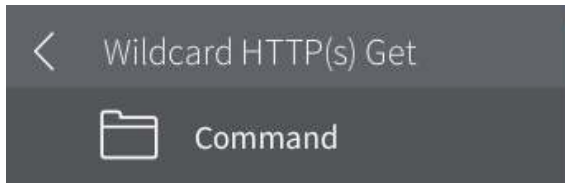
Part 2: Command Icon which is displayed on the button and the list of available icons can be found [here](#).

Part 3: Command URL Extension – generally this should begin with a “?”

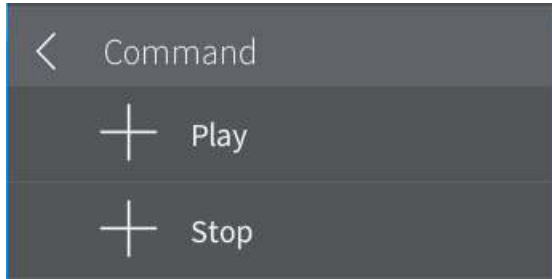
An error will be flagged in there are not 2 “|” or bars.

Programmer Options

Actions



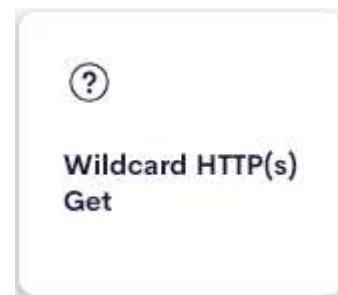
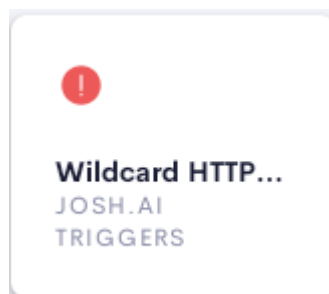
Commands – provides a list of commands that can be triggered via a sequence.



A list of commands will be presented to choose from. The name is the command name and that which is displayed on the trigger button.

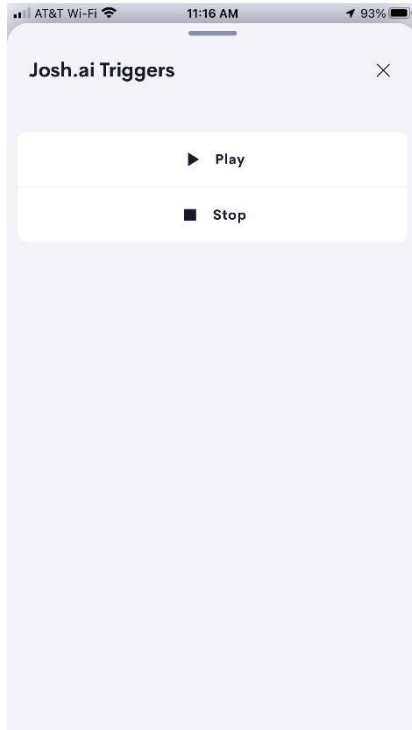
End-User Experience

Error Feedback



After 2 hours, without the proper license key having been installed, a license expired notice will be displayed as shown on the left image. The middle image indicates that there is an issue with the command string on one or more commands in the installer options. The right image indicates the extension has been correctly setup.

Device Feedback



After touching the room/home screen tile, a list of available commands will be displayed. Simply touching the requested command will trigger the corresponding HTTP(s) Get.

Limitations/Known Issues

No known issues

Supported Features

Not applicable

Test Environment

List the environments where this driver has been tested and any control system firmware versions used.

- Crestron Home v3.004
- CP4-R
- MC4-R

Supported Models

- CP4-R
- MC4-R

Contact Information

- Company: Control Programming LLC
- Author: Randy Johnson
- Email: randy@CPLLC.net
- Website: <https://cpllc.net>
- License: <https://cpllc.net/product/wildcard-http-get/>

Version History

2024-01-28 4.000

- Initial Release

2023-06-18 2.00.006

- Initial Release

Licensing and Copyright Information

© 2023 to the present, Control Programming LLC, all rights reserved