



Control Programming LLC

Release Notes

UI Tile – Control Programming LLC – Pin - Cloud
version 4.0

Extension

This release note is for the CPLL UI Tile Pool Cover Extension. This extension is for UI purposes only and must be “wired” to the actual hardware for control.

Notes and Recommendations

Drivers->UI Tiles->Control Programming->Pool Cover

System Requirements and Dependencies

- Crestron Home v4.0
- This extension requires that the License Manager (<https://cpllc.net/product/license-manager/>) also be installed on the processor

Operation Installation/Upgrade Instructions

Installer Options

<p>Obtain License Key Clicking the link, on the right, takes you to CPLL.net where license keys can be obtained. A purchased license key is required to be entered i...</p>	CPLL.net
<p>Enter License Key A purchased license key must be obtained by clicking the above link and entered here. The extension will function 100% without a license key ...</p>	<input type="text"/>
<p>Show in Home Screen Checked to show on Home screen</p>	<input type="checkbox"/>
<p>Show on Room Screen Checked to show in Room screen</p>	<input checked="" type="checkbox"/>
<p>Starting PIN Code Enter initial numeric PIN code. Leave blank to disable PIN.</p>	<input type="text" value="1234"/>
<p>Seconds Till Pin Resets Number of seconds for the Pin code to expire.</p>	<input type="text" value="10"/>
<p>Lock Icon Icon to use when Locked</p>	<input type="text" value="icLocksOn"/>
<p>Lock Text Text to display when Locked</p>	<input type="text" value="Locked"/>
<p>Unlock Icon Icon to use when Unlocked</p>	<input type="text" value="icLocksOff"/>
<p>Unlock Text Text to display when UnLocked</p>	<input type="text" value="UnLocked"/>

Obtain License Key – clicking on the “CPLL.net” link will take you to the website to purchase the necessary license. The obtained license key will need to be entered in the license manager on the appropriate SKU.

Enter License Key – place to enter the license key obtained above.

Show on Home Screen – check if extension is to be visible on the home page.

Show in Room Screen – checked if extension is visible in the room page

Starting PIN Code – Starting PIN numeric code. Leave blank if PIN not required.

Seconds Till Pin Resets – Number of seconds it takes for the accepted PIN code to have to be reentered.

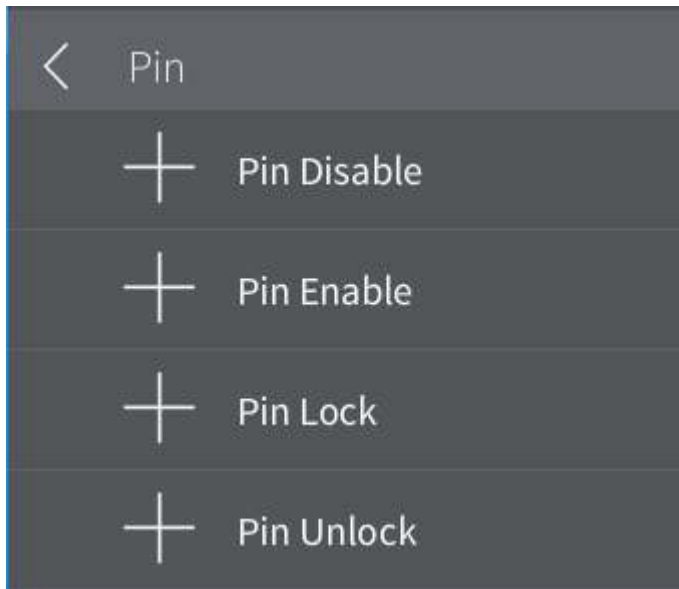
Lock Icon – icon to show when PIN is locked

Lock Text – text that is displayed when PIN is locked

Unlock Icon – Icon to display when PIN Code is accepted and unlocked

Unlock Text – Text to display when PIN Code is accepted and unlocked

Actions



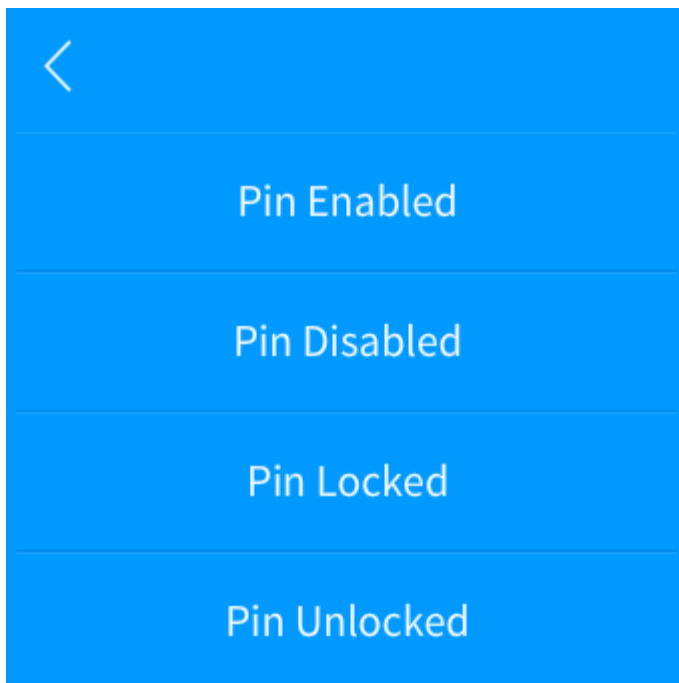
Pin Disable – Disable the extension

Pin Enable – Enable the extension

Pin Lock – set the Pin code to locked status.

Pin Unlock – set the PIN code to unlocked status.

Events



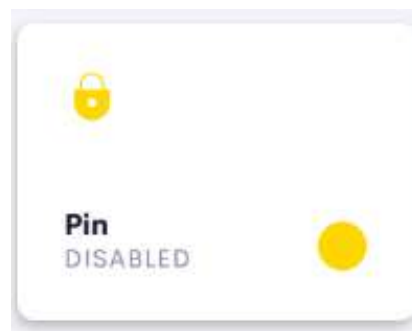

Pin Enabled - enable normal extension functions.

Pin Disabled – disable normal extension functions.

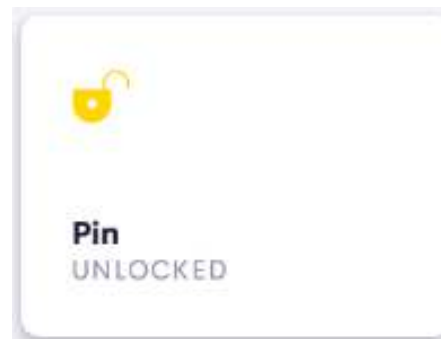
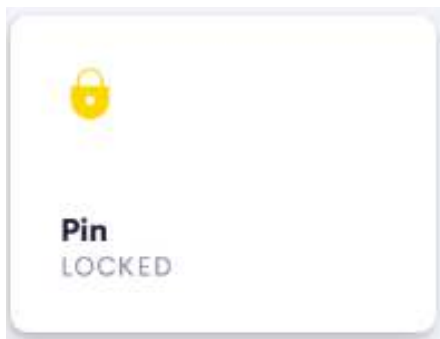
Pin Locked – PIN status set to locked.

Pin Unlocked – PIN status set to unlocked

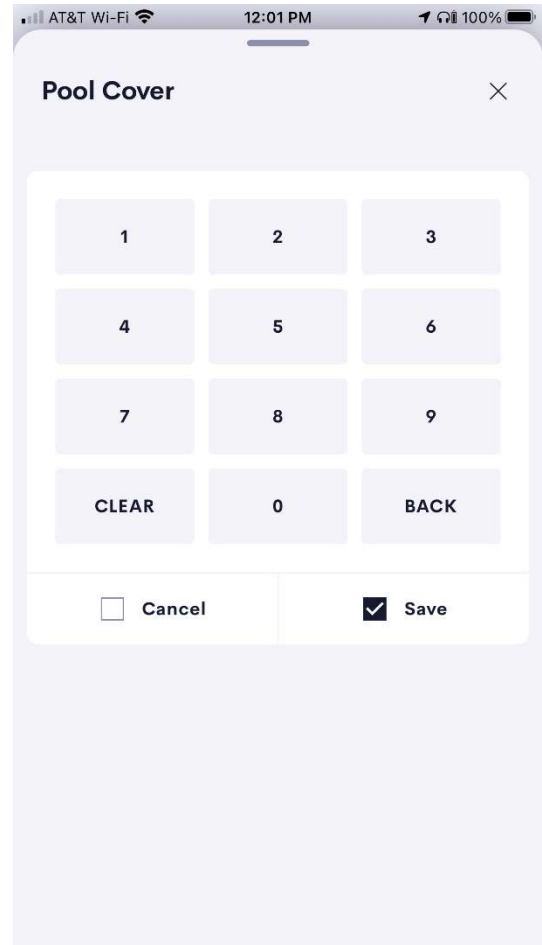
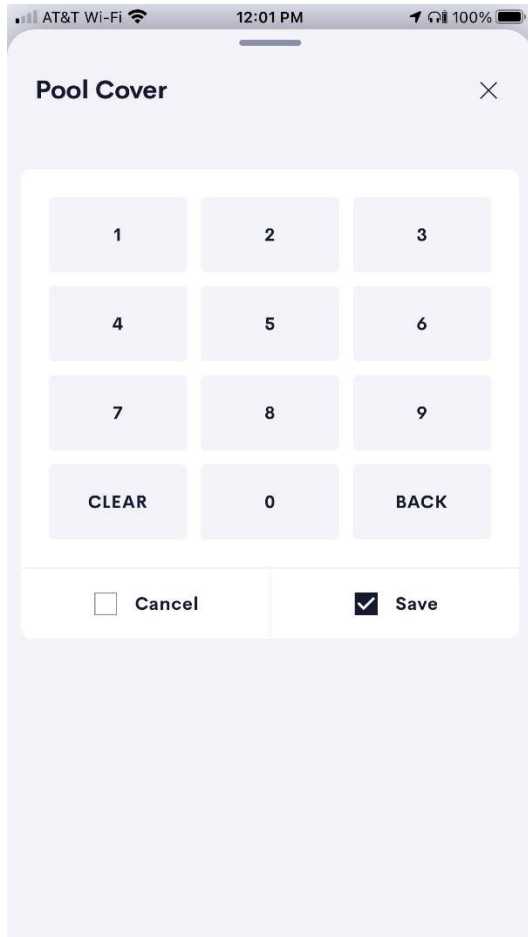
End-User Experience



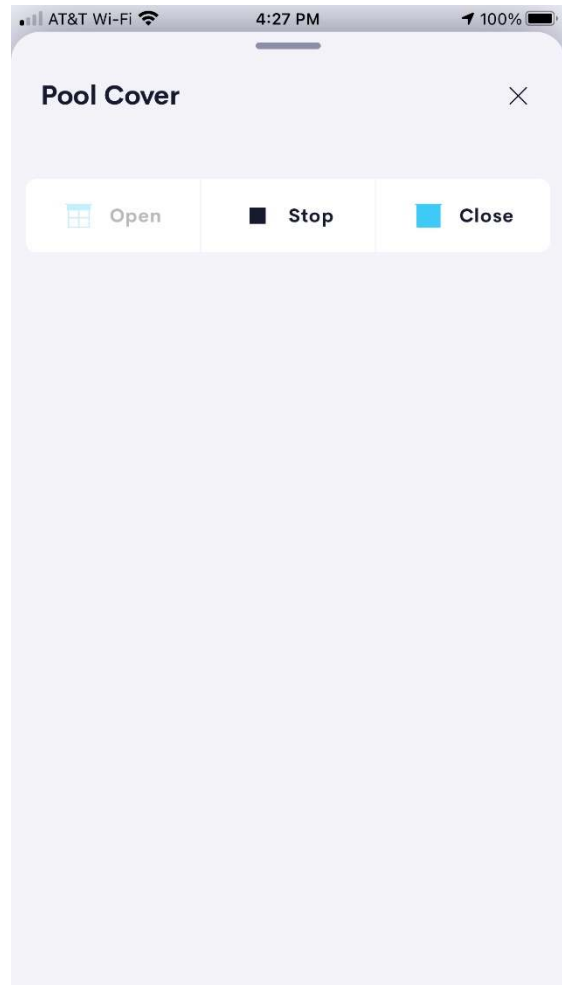
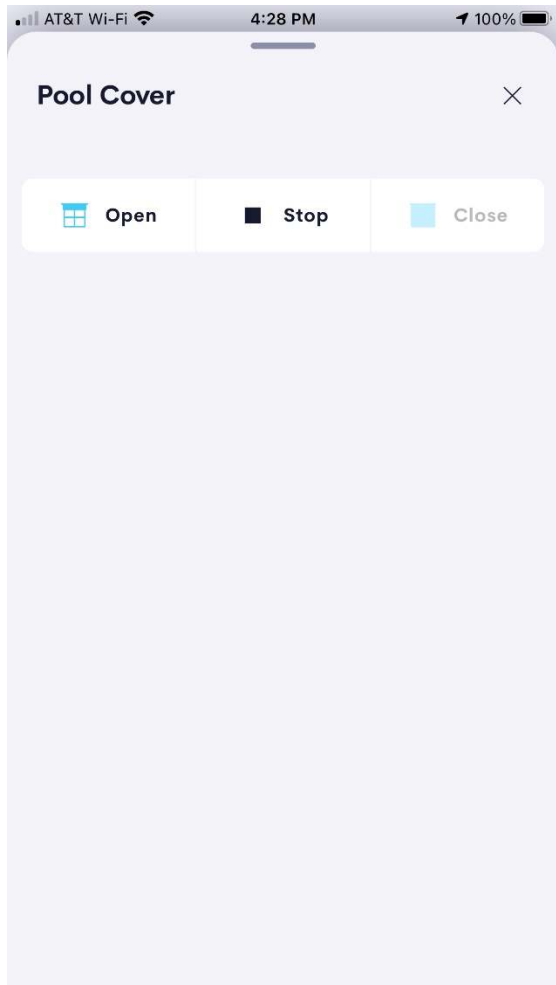
Above is the tile feedback when an error condition that shows the license has expired or the PIN extension has been disabled.



The above tiles show the status Locked and Unlocked. The actual icon displayed as well as text displayed is a function of what was entered via the installer options.



initial pin has been specified in the installer options; the left image will be displayed prior to the controls being displayed. As the pin is entered in, it will be displayed in the upper left hand just above the pin pad. There are two options once the pin has been entered. Pressing ENTER results in the pin being checked and if correct the control will be displayed. If CHANGE PIN is pressed, the image on the right will be displayed. A different pin can be entered and either CANCEL or SAVE is pressed. In either case the controls page will be displayed.



The left image shows the available controls when the pool cover is closed. The right image shows the controls when the pool cover has been opened.

Two minutes after the pool cover has been turned opened or closed, the pin pad will be reactivated.

Limitations/Known Issues

- No known limitations or issues

Supported Features

- Not applicable

Test Environment

- CP4-R and MC4-R
- Crestron Home v3.005.0054

Contact Information

- Company: Control Programming LLC
- Author: Randy Johnson
- Email: randy@CPLLC.net
- Website: <https://cpllc.net>
- License Key: <https://cpllc.net/product/ui-tile-pin/>

Version History

- | | | |
|------------|----------|--|
| 2024-01-27 | 4.000 | <ul style="list-style-type: none">• Converted to new SDK and OS 4.0 |
| 2023-04-04 | 2.00.006 | <ul style="list-style-type: none">• Added required CCD SDK JSON fields |
| 2022-09-04 | 2.00.001 | <ul style="list-style-type: none">• Converted to License Manager |
| 2021-05-31 | 1.01.001 | <ul style="list-style-type: none">• Initial Release |

Licensing and Copyright Information

2021 to the present © Control Programming LLC, all rights reserved