



# Control Programming LLC

## Release Notes

UI Tiles – Control Programming LLC - Drapes- Cloud  
Version 4.000

### Extension

---

This release note is for the CPLL UI Tile Drapes Extension. This extension is for UI purposes only and must be “wired” to the actual hardware control.

### Notes and Recommendations

---

Drivers->UI Tiles->Control Programming LLC->Drapes

### System Requirements and Dependencies

---

- Crestron Home v4.000
- This extension requires that the License Manager (<https://cpllc.net/product/license-manager/>) also be installed on the processor.

# Operation Installation/Upgrade Instructions

## Installer Options

 <b>Obtain License Key</b> Clicking the link, on the right, takes you to CPLLC.net where license keys can be obtained. A purchased license key is required to be entered ...	<a href="http://CPLLC.net">CPLLC.net</a>
 <b>Enter License Key</b> A purchased license key must be obtained by clicking the above link and entered here. The extension will function 100% without a license key ...	<input type="text"/>
 <b>Show on Home Screen</b> Checked to show on Home screen	<input type="checkbox"/>
 <b>Show in Room Screen</b> Checked to show in Room screen	<input checked="" type="checkbox"/>
 <b>Tile Clickable</b> If checked, pressing the room tile will toggle the state. If unchecked, an additional page would be displayed with discreet buttons to set st...	<input checked="" type="checkbox"/>
 <b>Only Display Tile</b> If checked, only the Tile would be displayed in the room or home page. If unchecked, there would be an additional page(s) of control. ...	<input type="checkbox"/>
 <b>Starting Pin Code</b> Enter initial numeric PIN code. Leave blank to disable PIN.	<input type="text"/>
 <b>Seconds between Fully Closed/Opened</b> Number of seconds it takes to transition between uncovered and covered states.	<input type="text" value="5"/>
 <b>Seconds between Fully Opened/Closed</b> Number of seconds it takes to transition between uncovered and covered states.	<input type="text" value="5"/>

**Obtain License Key** – clicking on the “CPLLC.net” link will take you to the website to purchase the necessary license. The obtained license key will need to be entered in the license manager on the appropriate SKU.

**Show on Home Page** – check if extension is to be visible on the home page.

**Show in Room Page** – checked if extension is visible in the room page.

**Tile Clickable** – if checked the tile when clicked will toggle between open/close states.

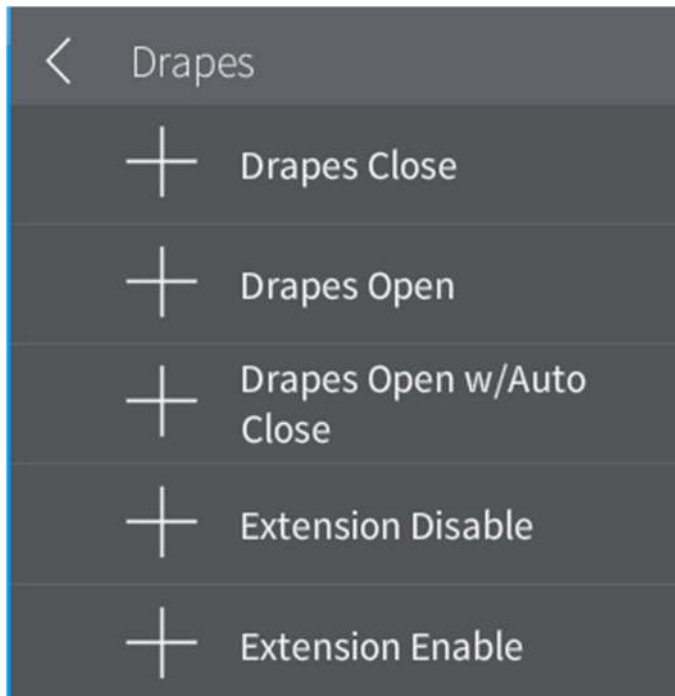
**Only Display Tile** – if checked, only the tile is displayed, and the additional controls are not displayed.

**Starting Pin Code** – if a Pin code is desired it is entered here. If left blank no pin code is required.

**Seconds between Fully Open/Closed** – Seconds to transition between fully opened to fully closed.

**Seconds between Fully Closed/Open** – Seconds to transition between fully closed to fully opened.

## Actions



**Drapes Close** – Start the drapes closure.

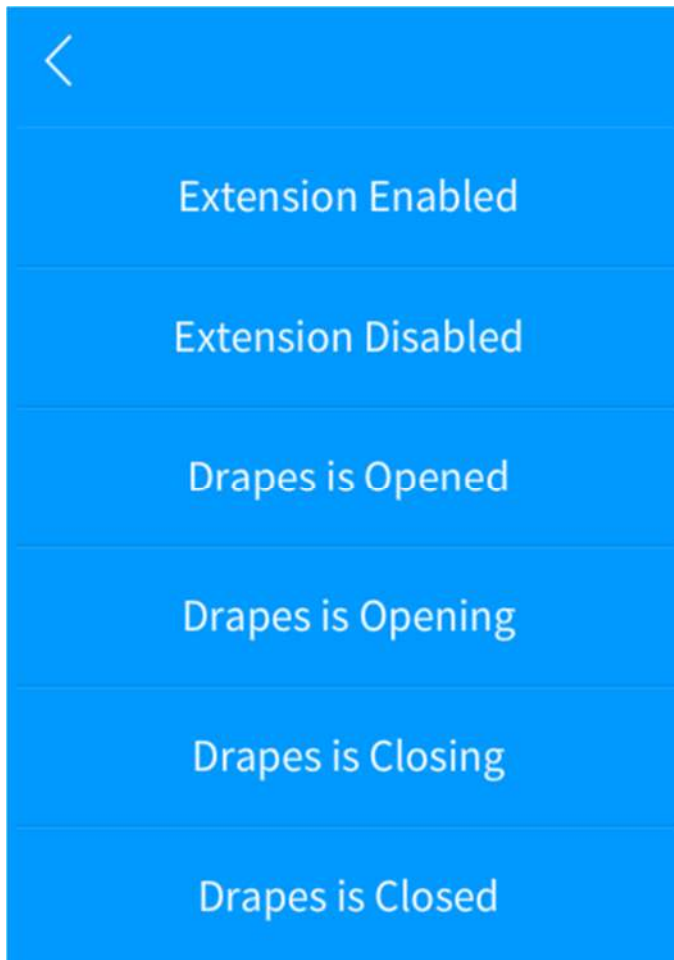
**Drapes Open** – Start the drapes opening.

**Drapes Open w/Auto Close** – Allows the installer to set up an automatic closure feature after a define number of minutes.

**Extension Disable** – disable the extension.

**Extension Enable** – enable the extension.

## Events



**Extension Enabled** - enable normal extension functions.

**Extension Disabled** – disable normal extension functions.

**Drapes Opening** – drapes are starting to open.

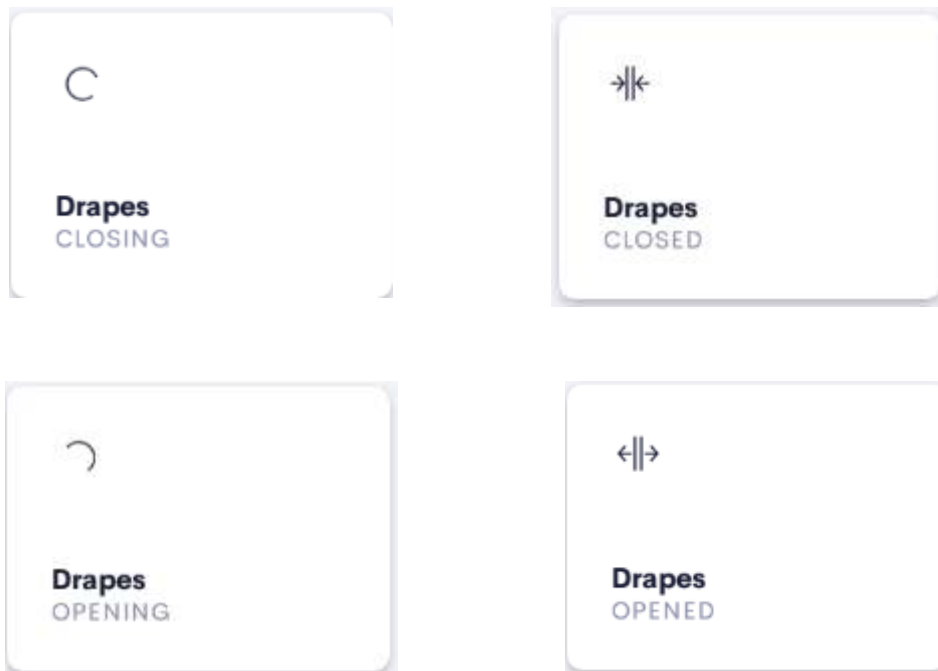
**Drapes Opened** – drapes are opened.

**Drapes Closing** – drapes are starting to close.


**Drapes Closed** – drapes are closed.

## End-User Experience

---



The above 4 images show the feedback as the drapes goes from being opened, closed, opening, and closing. Opening and closing states will show a spinning circle for the number of seconds defined in the installer options.



The left image shows feedback is the extension has been disabled. The right image shows the feedback when the license has expired.

## Limitations/Known Issues

---

- No known limitations or issues

## Supported Features

---

- Not applicable

## Test Environment

---

- CP4-R and MC4-R
- Crestron Home v4.000

## Contact Information

---

- Company: Control Programming LLC
- Author: Randy Johnson
- Email: [randy@CPLLC.net](mailto:randy@CPLLC.net)
- Website: <https://cpllc.net>
- License Key: <https://cpllc.net/product/ui-tile-drape/>

## Version History

---

2024-02-21                      4.000

- Converted to the new OS4 SDK

2023-04-04                      2.00.006

- Added required CCD SDK JSON Fields

2022-07-29                      2.00.001

- Initial Release

## Licensing and Copyright Information

---

2022-2023 and all future years © Control Programming LLC, all rights reserved