



# Control Programming LLC

## Release Notes

UI Tiles – Control Programming LLC - Blinds - Cloud  
version 4.000

### Extension

---

This release note is for the CPLLC UI Tile Blinds Extension. This extension is for UI purposes only and must be “wired” to the actual hardware control.

### Notes and Recommendations

---

Drivers->UI Tiles->Control Programming LLC->Blinds

### System Requirements and Dependencies

---

- Crestron Home v4.000
- This extension requires that the License Manager (<https://cpllc.net/product/license-manager/>) also be installed on the processor

# Operation Installation/Upgrade Instructions

## Installer Options

<b>Obtain License Key</b> Clicking the link, on the right, takes you to CPLLC.net where license keys can be obtained. A purchased license key is required to be entered i...	<a href="http://CPLLC.net">CPLLC.net</a>
<b>Enter License Key</b> A purchased license key must be obtained by clicking the above link and entered here. The extension will function 100% without a license key ...	<input type="text"/>
<b>Show on Home Screen</b> Checked to show on Home screen	<input type="checkbox"/>
<b>Show in Room Screen</b> Checked to show in Room screen	<input checked="" type="checkbox"/>
<b>Tile Clickable</b> If checked, pressing the room tile will toggle the state. If unchecked, an additional page would be displayed with discreet buttons to set st...	<input checked="" type="checkbox"/>
<b>Only Display Tile</b> If checked, only the Tile would be displayed in the room or home page. If unchecked, there would be an additional page(s) of control. ...	<input type="checkbox"/>
<b>Starting Pin Code</b> Enter initial numeric PIN code. Leave blank to disable PIN.	<input type="text"/>
<b>Seconds between Fully Closed/Opened</b> Number of seconds it takes to transition between uncovered and covered states.	<input type="text" value="5"/>
<b>Seconds between Fully Opened/Closed</b> Number of seconds it takes to transition between uncovered and covered states.	<input type="text" value="5"/>

**Obtain License Key** – clicking on the “CPLLC.net” link will take you to the website to purchase the necessary license. The obtained license key will need to be entered in the license manager on the appropriate SKU.

**Show on Home Page** – check if extension is to be visible on the home page.

**Show in Room Page** – checked if extension is visible in the room page.

**Tile Clickable** – if checked the click the tile will toggle the state of the blinds.

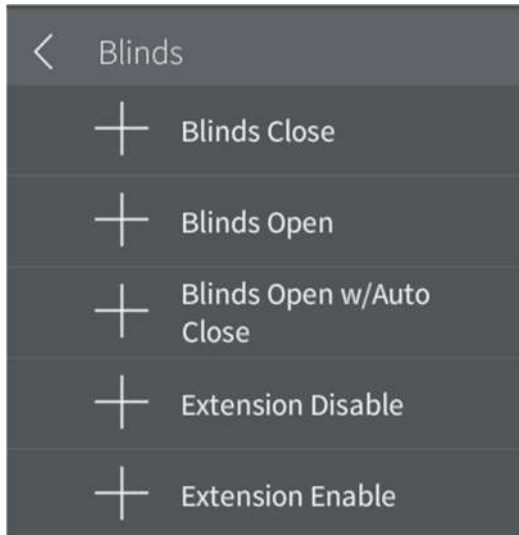
**Only Display Tile** – if checked, the secondary controls page will not be displayed. Additionally this will also eliminate the pin code if one is being used.

**Starting PIN code** – enter starting PIN code if a pin is being used.

**Seconds between Fully Closed/Opened** – Seconds needed for the blind to fully close from being opened.

**Seconds between Fully Opened/Closed** – Seconds needed for the blind to fully open from being closed.

## Actions



**Blinds Close** – Close the blinds.

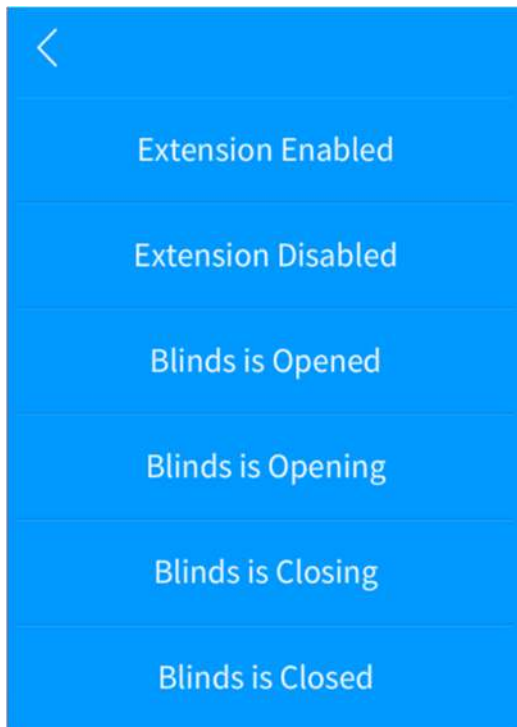
**Blinds Open** – Open the blinds.

**Blinds Open w/Auto Close** – Allows the installer to setup an automatic closure feature after a define number of minutes.

**Extension Disable** – Disable the extension.

**Extension Enable** – Enable the extension.

## Events



**Extension Enabled** - enable normal extension functions.

**Extension Disabled** – disable normal extension functions.

**Blinds Opening** – blinds are starting to open.

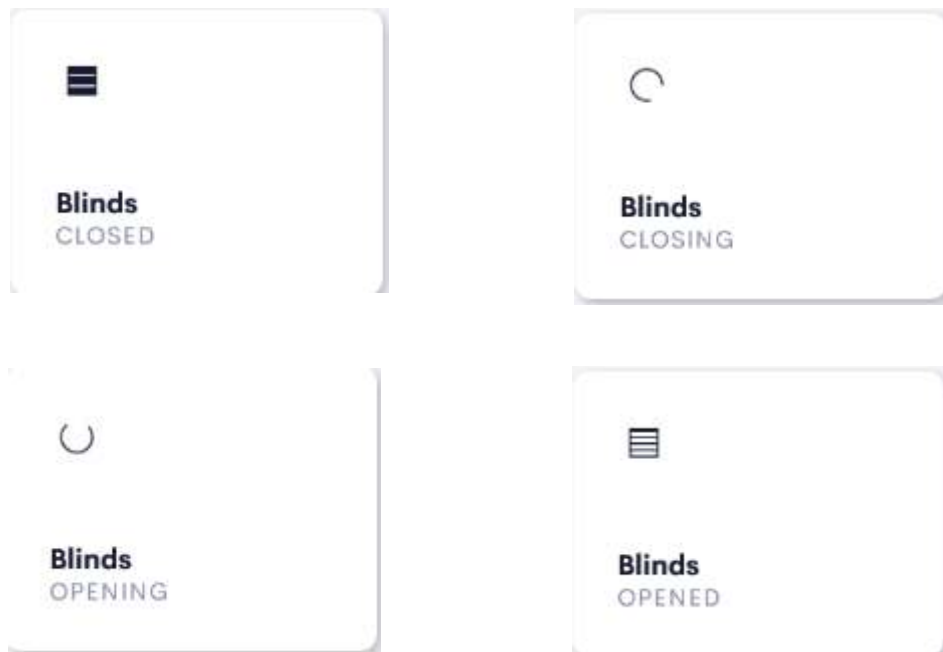
**Blinds Opened** – blinds are opened.

**Blinds Closing** – blinds are starting to close.

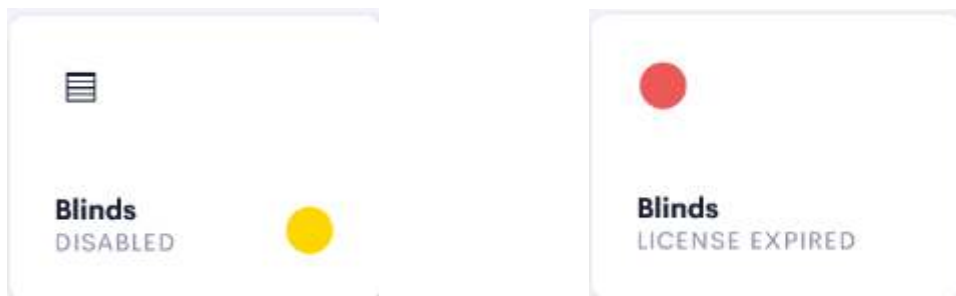
**Blinds Closed** – blinds are closed.

## End-User Experience

---



The above 4 images show the feedback as the blinds goes from being opened, closed, opening, and closing. Opening and closing states will show a spinning circle for the number of seconds defined in the installer options.



The left image shows feedback is the extension has been disabled. The right image shows the feedback when the license has expired.

## Limitations/Known Issues

---

- No known limitations or issues

## Supported Features

---

- Not applicable

## Test Environment

---

- CP4-R and MC4-R
- Crestron Home v4.000

## Contact Information

---

- Company: Control Programming LLC
- Author: Randy Johnson
- Email: [randy@CPLLC.net](mailto:randy@CPLLC.net)
- Website: <https://cpllc.net>
- License Key: <https://cpllc.net/product/ui-tile-blinds/>

## Version History

---

2024-02-21                      4.000

- Convert to the new OS4 SDK

2023-04-04                      2.00.006

- Added required CCD SDK JSON fields

2022-07-29                      2.00.001

- Initial Release

## Licensing and Copyright Information

---

2022-2023 and all following years © Control Programming LLC, all rights reserved