Control Programming LLC

Release Notes

CPLLC Hunter Hydrawise

Version 5.00 · November 22, 2026

Product	CPLLC Hunter Hydrawise (Crestron Home extension)
Version	5.00
Release date	November 22, 2026
Where to find it	Drivers › Irrigation System › Hunter › Hydrawise
Requires	Crestron Home OS 4.12 or later, a Hunter Hydrawise irrigation controller (HC, HPC, Pro-HC, HCC, or an X2 with the WAND module) on a Hydrawise account, and that account's API key; the processor must reach the internet
Licensing	A Hunter Hydrawise license key (cpllc.net/product/hunter-hydrawise) or a CPLLC site license key (cpllc.net/product/site-license), entered in the extension's Enter License Key, or a site license key once in the CPLLC License Manager

Overview

The CPLLC Hunter Hydrawise extension brings a Hunter Hydrawise irrigation controller into Crestron Home. Its tile opens a page listing the controller's zones, under the names they have in Hydrawise; any zone can be started for a run time of its own and stopped from the page or from sequences, and each zone raises an event when it starts and when it stops. A Standby toggle suspends every zone's watering schedule and puts it back. The extension talks to Hydrawise's cloud through Hunter's REST API with the API key of the owner's Hydrawise account, and reads the controller every minute, so a schedule or the Hydrawise app starting a zone shows too.

Capabilities

Capability	What it does
Zones from the controller	The controller's zones, each shown under its name in Hydrawise. A zone renamed, added or removed in Hydrawise follows within a minute, and each zone keeps its sequences and events when another is added or removed.

Capability	What it does
Start and stop	Each zone's row shows Running or Not Running; touching it starts or stops the zone. Its page holds its run time in minutes, 0 to 120 (kept across restarts). At 0, the default, the zone runs the time it has in Hydrawise.
Standby	A Standby toggle above the zones suspends every zone's watering schedule (for a year, or until Standby is turned off) and resumes it. It shows on when Hydrawise reports every zone suspended.
Follows Hydrawise	The controller is read every minute, so a zone watering from its schedule, the Hydrawise app or the controller's own buttons shows Running and raises its event.
Several controllers	An account with more than one controller gets one extension per controller, each naming its controller by serial number or name.
Sequences	Zone Start (with an optional run time), Zone Stop and Zone Toggle, each choosing the zone by its name; Standby On and Standby Off; and events for each zone starting and stopping, and for standby turning on and off.
PIN code	A PIN can be required before the page's controls work.
Live changes	Debug output turns on and off while the processor runs.

What's New in 5.00

- First release.

Installing

Before installing, get the account's API key: sign in at app.hydrawise.com or in the Hydrawise app, open Account Details, then Account Settings, and choose Generate API Key. The key belongs to the account's owner; an installer needs the owner to generate it or to give access to the account.

Add the extension from Drivers › Irrigation System › Hunter › Hydrawise and enter the API key. For an account with more than one controller, enter this controller's serial number or its name in Hydrawise as Controller, and add the extension once per controller. The CPLLC License Manager is not required.

Installer Options

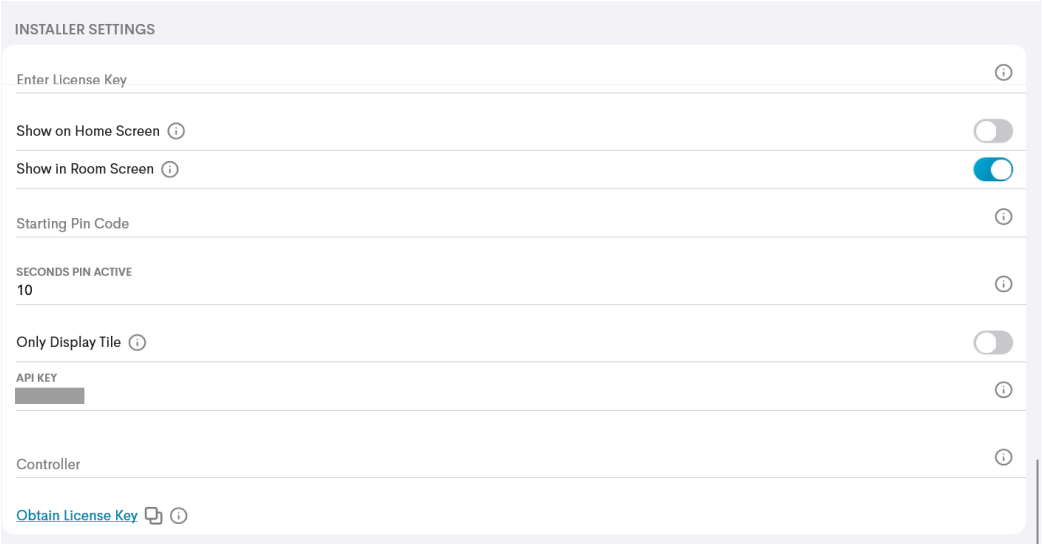

The extension's Installer Settings in Configure Pro

Option	Description
Obtain License Key	Opens CPLLC.net, where license keys and site licenses can be purchased.
Enter License Key	The Hunter Hydrawise license key. Leave blank when the site has a CPLLC site license.
Show on Home Screen	Shows the tile on the Home screen (default off).
Show in Room Screen	Shows the tile in its room (default on).
Starting Pin Code	A numeric PIN that must be entered before the page's controls work. Blank means no PIN (the default).
Seconds Pin Active	How long the page stays unlocked after the last touch (default 10 seconds).
Only Display Tile	Shows only the tile, with no page (default off).
API Key	The Hydrawise account's API key (Account Details, Account Settings, Generate API Key). A key Hydrawise refuses shows Invalid API Key.
Controller	Only for an account with more than one controller: this controller's serial number, or its name in Hydrawise. Blank takes the controller the account has selected. One the account doesn't have shows Controller Not Found.

End-User Experience

The tile shows how many zones are running, or Standby while the schedules are suspended with none running. Its page has the Standby toggle, then the zones, each Running or Not Running (Offline while Hydrawise's cloud can't be reached). A zone's ellipsis opens its own page with its toggle and its run time in minutes.

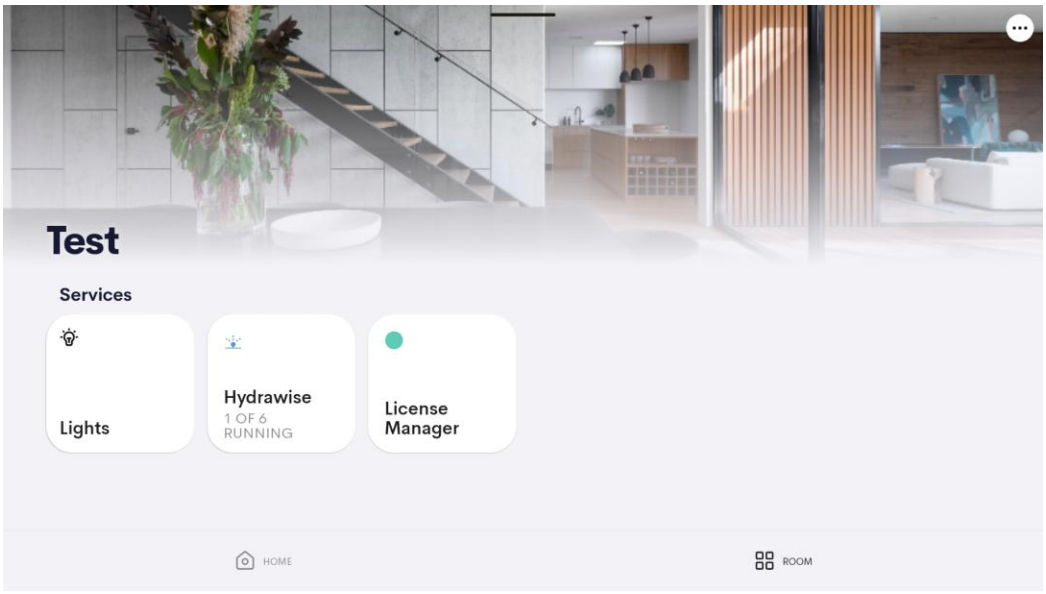

The Hydrawise tile in a room

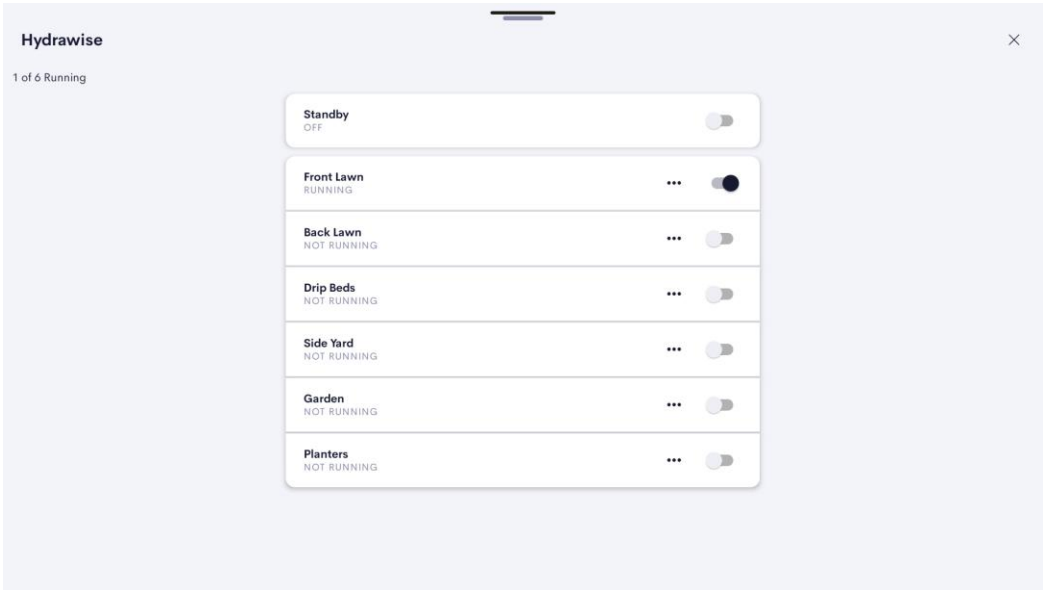

The page: Standby, then the zones by their Hydrawise names

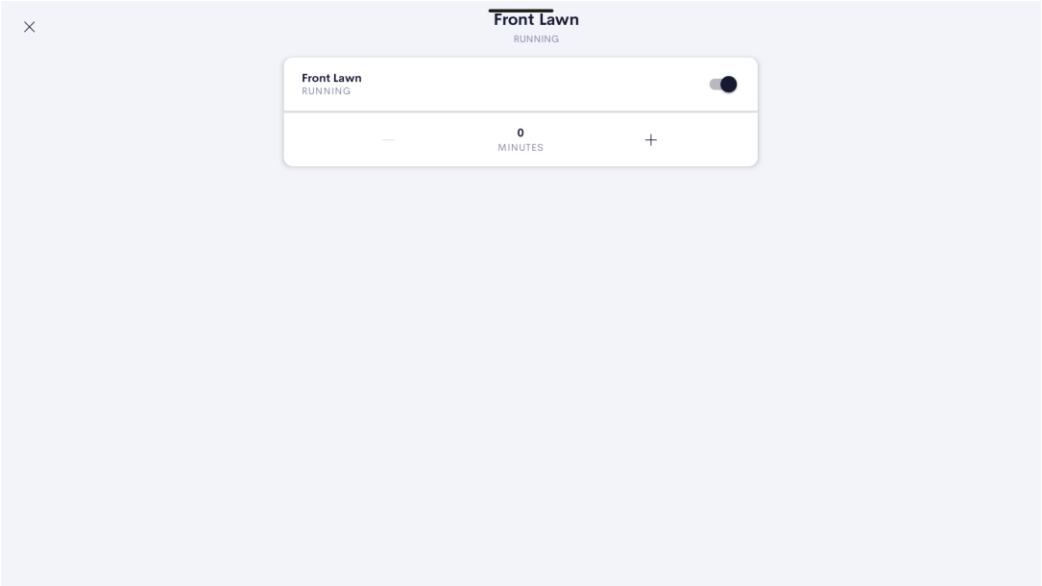

A zone's own page: its toggle and its run time (0: the zone's own time in Hydrawise)

A command reaches the controller the next time it checks in with Hydrawise, up to 15 seconds later; the page shows the change at once.

Without a valid license key or a CPLLC site license, the tile runs for a two-hour grace period after the extension starts; then it shows License Expired and ignores its controls. Entering a valid key, or adding a site license, clears it without a restart.

Sequences

The extension brings its actions and events to Crestron Home sequences, under its name in Customize Actions & Events. Zone Start, Zone Stop and Zone Toggle each list the zones to choose from. Each zone has a "Started" and a "Stopped" event, under its name.

The actions:

Action	Description
Zone Start	Starts the chosen zone for the minutes given (1 to 120), or for its page's run time when left at 0.
Zone Stop	Stops the chosen zone.
Zone Toggle	Stops the chosen zone when running, starts it for its page's run time when not.
Standby On / Standby Off	Suspends every zone's watering schedule, or resumes it.
Extension Enable / Extension Disable	Enables or disables the device. A disabled device shows Disabled and ignores its tile and page.

The events:

Event	Description
<zone> Started / <zone> Stopped	The zone started or stopped watering, from the page, a sequence, its Hydrawise schedule, the Hydrawise app or the controller.
Standby is On / Standby is Off	The schedules were suspended or resumed (not for the state it starts in).
Extension Enabled / Extension Disabled	The device was enabled or disabled.
Pin Locked / Pin UnLocked	The PIN keypad locked again, or the right PIN was entered (with a Starting Pin Code set).
Extension Is Enabled Changed / Standby Changed	Crestron Home's own event for each of the states a sequence can test, raised whenever that state changes.

A sequence's If (Conditional) step can test these states:

State	Description
Extension Is Enabled	True while the extension is enabled, False while it is disabled.
Standby	The control's current value, compared with a value given in the If step.

Known Limitations

- Not yet tried on a Hydrawise controller: the extension was written from Hunter's published REST API document and tested against a simulation of Hydrawise's cloud. A wrong API key was checked against Hydrawise itself.
- Hunter documents this API for the personal use of the account's owner, gives no support for it and can change or withdraw it without notice; the extension may then stop working until it is updated.
- Cloud only: Hydrawise controllers have no local control, so the processor and the controller must both reach the internet. With Hydrawise unreachable the zones show Offline.
- Hydrawise sends no notice of a change: the controller is read every minute, so a zone started or stopped elsewhere can take up to a minute to show.
- Hydrawise limits how often it may be asked: about 3 commands in 30 seconds and 30 requests in 5 minutes for the whole account, shared with any other integration using the same key. A command sent beyond that is refused, and the page goes back to what Hydrawise reports. For the same reason there is no Start All or Stop All.
- A run timed from the page or a sequence is stopped by the extension when its minutes are up, counted from the command; since the controller starts up to 15 seconds later, the watering can be that much shorter.
- Standby shows on whenever Hydrawise holds every zone off, which includes a rain sensor stopping the schedule, not only a suspension.
- No rain sensor, flow meter or next-run information is shown.
- The page shows the controller's zones 1 to 50.

Test Environment

Crestron Home 4.013.0171 on a DIN-AP4-R, set up with Configure Pro, against a simulation of Hydrawise's cloud with a six-zone controller. A zone was started from a sequence for a set time and stopped when the time was up, Standby was turned on and off, a zone was renamed, the cloud was taken away (the zones showed Offline) and brought back, and the driver was reloaded.

Version History

Date	Version	Changes
2026-11-22	5.00	First release

Support

CPLLC Site License

A CPLLC site license is one key per processor, entered in the License Manager, that licenses every CPLLC extension and platform on that processor, current and future, so no product needs a key of its own. See the Site License page. Customers who already own CPLLC license keys can upgrade to a site license on the CPLLC website for the difference.

Company	Control Programming LLC
Contact	Randy Johnson
Email	randy@cpllc.net
Website	https://cpllc.net
Product page	https://cpllc.net/product/hunter-hydrawise/

© 2026 to the present, Control Programming LLC. All Rights Reserved.

Hunter and Hydrawise are trademarks of their respective owners. Crestron and Crestron Home are trademarks of Crestron Electronics, Inc. This extension is an independent product of Control Programming LLC and is not affiliated with, endorsed by or sponsored by the owners of Hunter and Hydrawise.