



Control Programming LLC

Release Notes

Notifications – Control Programming LLC – Pushover - Cloud
version 2.00.006

Extension

This release note is for the CPLL Pushover.net extension. This extension is used to send notifications to the desktop or mobile app of choice.

To learn more about Pushover.net please click <https://pushover.net/>.

Notes and Recommendations

Drivers->Notifications->Control Programming LLC->Pushover

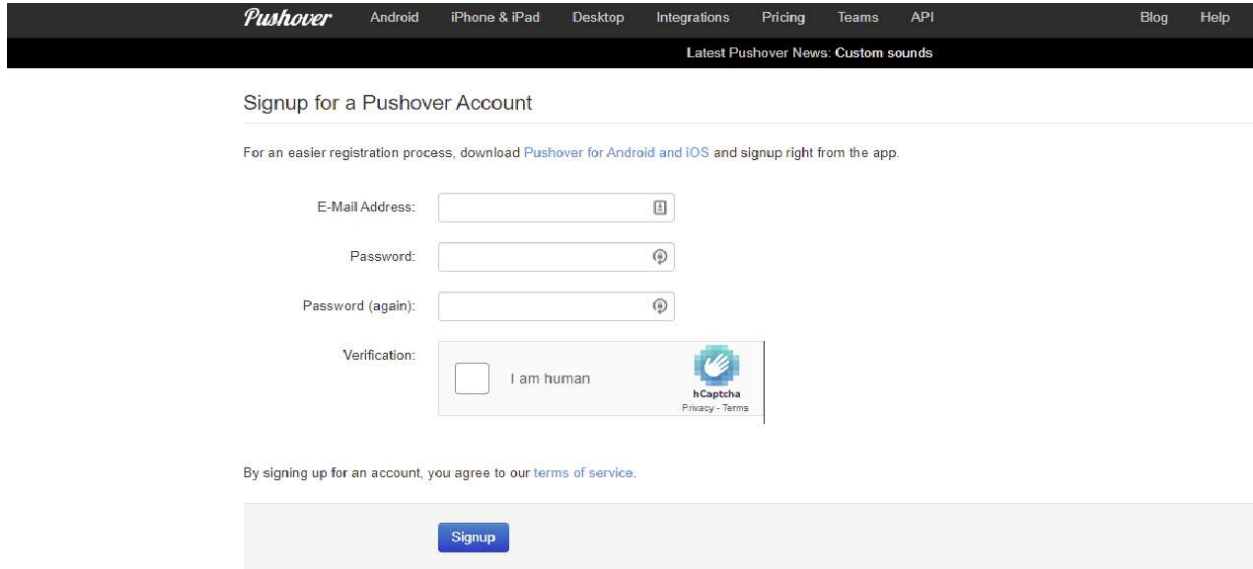
System Requirements and Dependencies

Crestron Home v3.012

This extension requires that the License Manager (<https://cpllc.net/product/license-manager/>) also be installed on the processor

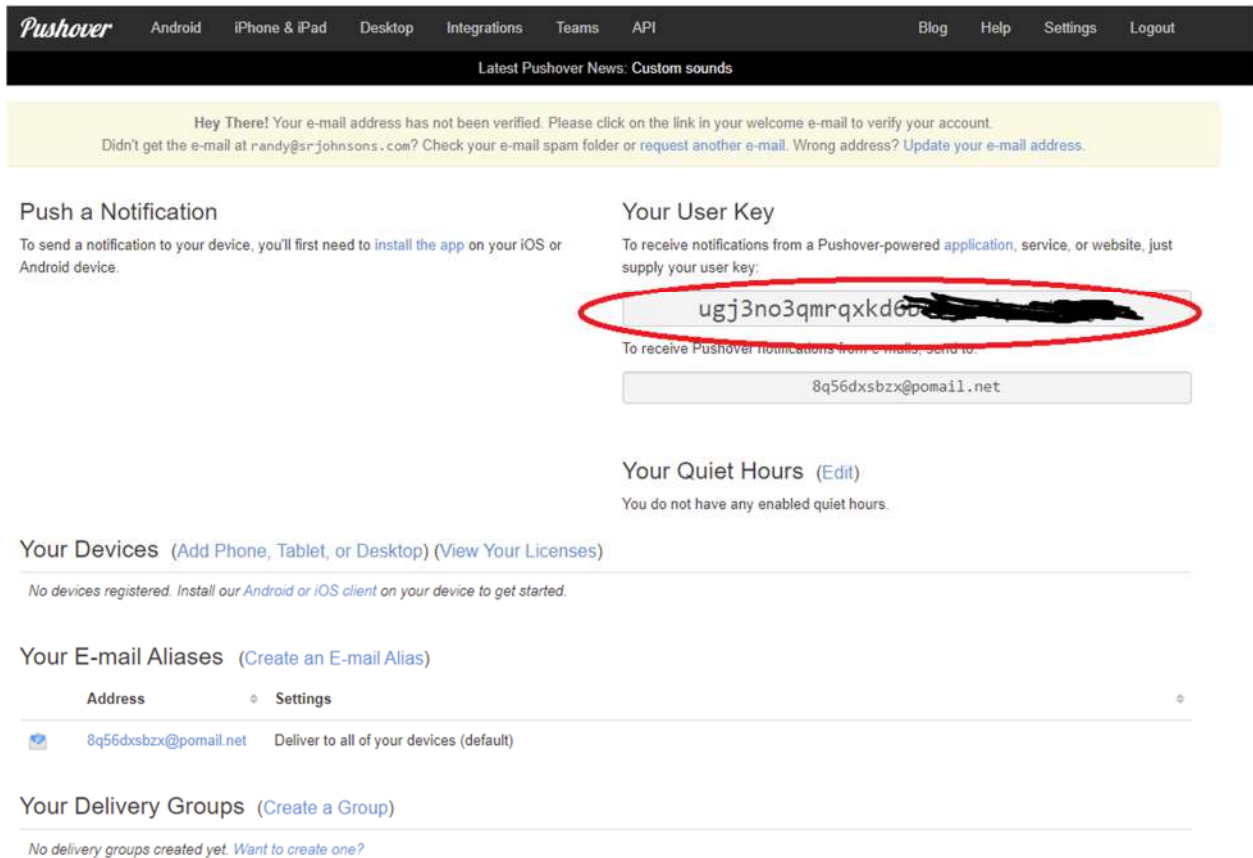
Operation Installation/Upgrade Instructions

The first thing that needs to be done is to create a Pushover.Net account.



The screenshot shows the 'Signup for a Pushover Account' page. At the top is a navigation bar with the Pushover logo and links for Android, iPhone & iPad, Desktop, Integrations, Pricing, Teams, API, Blog, and Help. Below the navigation bar is a sub-header 'Signup for a Pushover Account' and a note: 'For an easier registration process, download Pushover for Android and iOS and signup right from the app.' The form contains four input fields: 'E-Mail Address', 'Password', 'Password (again)', and 'Verification'. The 'Verification' field includes a checkbox labeled 'I am human' and an hCaptcha logo with 'Privacy - Terms' link. Below the form is a blue 'Signup' button and a line of text: 'By signing up for an account, you agree to our terms of service.'


Once an account is created a unique “Your User Key” will be created. This key is used by the extension.



The screenshot shows the account verification and settings page. At the top is a navigation bar with the Pushover logo and links for Android, iPhone & iPad, Desktop, Integrations, Teams, API, Blog, Help, Settings, and Logout. Below the navigation bar is a sub-header 'Latest Pushover News: Custom sounds' and a yellow warning box: 'Hey There! Your e-mail address has not been verified. Please click on the link in your welcome e-mail to verify your account. Didn't get the e-mail at randy@srjohnsons.com? Check your e-mail spam folder or request another e-mail. Wrong address? Update your e-mail address.'







The main content area is divided into two columns. The left column has a section 'Push a Notification' with the text: 'To send a notification to your device, you'll first need to install the app on your iOS or Android device.' The right column has a section 'Your User Key' with the text: 'To receive notifications from a Pushover-powered application, service, or website, just supply your user key:'. Below this text is a text input field containing the user key 'ugj3no3qmrqxd6...' which is circled in red. Below the user key field is another text input field containing the email address '8q56dxsbzx@pomail.net'. Below the email field is a section 'Your Quiet Hours (Edit)' with the text: 'You do not have any enabled quiet hours.'

Below the 'Your User Key' section is a section 'Your Devices (Add Phone, Tablet, or Desktop) (View Your Licenses)' with the text: 'No devices registered. Install our Android or iOS client on your device to get started.' Below this is a section 'Your E-mail Aliases (Create an E-mail Alias)' with a table:

Address	Settings
 8q56dxsbzx@pomail.net	Deliver to all of your devices (default)

Below the table is a section 'Your Delivery Groups (Create a Group)' with the text: 'No delivery groups created yet. Want to create one?'

Installer Options

 Obtain License Key Clicking the link, on the right, takes you to CPLLC.net where license keys can be obtained. A purchased license key is required to be entered i...	CPLLC.net
 Show in Home Screen Checked to show on Home screen	<input type="checkbox"/>
 Show on Room Screen Checked to show in Room screen	<input checked="" type="checkbox"/>
 User/Group Id The user/group Id that has been assigned in the Pushover account	<input type="text" value="ug1my1f3hf7h6dh7aqstczgsj92q6e"/>
 Notification Message Title Notification message title	<input type="text" value="Test Title"/>
 Notification Message Body Notification message body	<input type="text" value="Test Message"/>

Obtain License Key – clicking on the “CPLLC.net” link will take you to the website to purchase the necessary license. The obtained license key will need to be entered in the license manager on the appropriate SKU.

Show on Home Page – check if extension is to be visible on the home page.

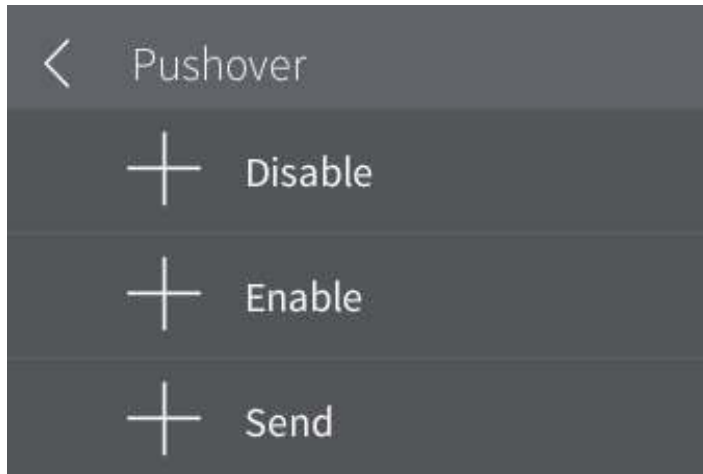
Show in Room Page – checked if extension is visible in the room page

User/Group Id – this is the “Your User Key” that is circled in red above.

Notification Message Title – Message Title of notification

Notification Message Body – Message Body of notification

Actions

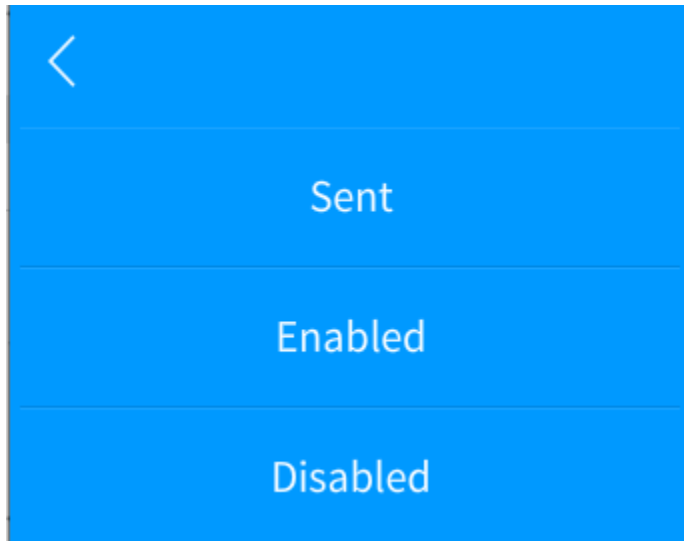


Send – Send the associated message.

Disable – Disable the extension

Enabled – Enable the extension

Events

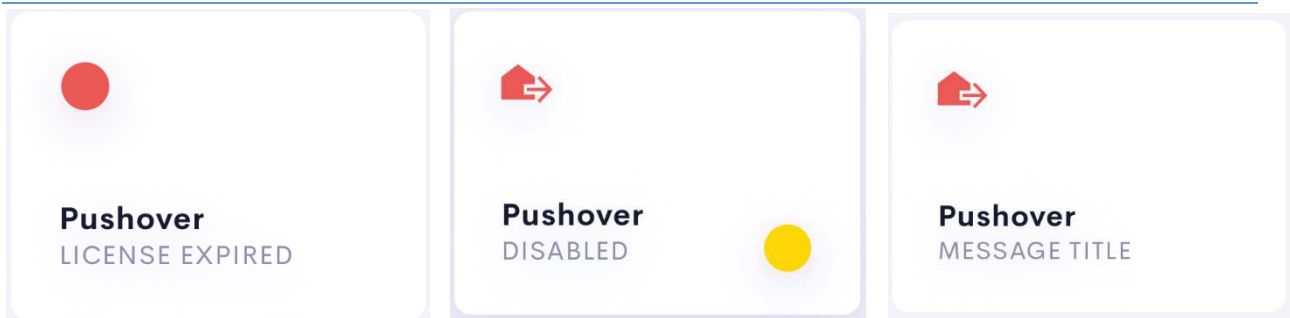


Enabled - enable normal extension functions.

Disabled – disable normal extension functions.

Sent – sends the predefined message.

End-User Experience



The above 3 images show the feedback as the logic and goes between license expired, disabled which is shown by the yellow dot, and active.

If you tap the active button, it will trigger the sending of the predefined message.

Limitations/Known Issues

- No known limitations or issues

Supported Features

- Not applicable

Test Environment

- CP4-R and MC4-R
- Crestron Home v3.005.0054

Contact Information

- Company: Control Programming LLC
- Author: Randy Johnson
- Email: randy@CPLLC.net
- Website: <https://cpllc.net>
- License Key: <https://cpllc.net/?product=pushover-notification>

Version History

- | | | |
|------------|----------|---|
| 2023-04-04 | 2.00.006 | <ul style="list-style-type: none">• Added required CCD SDK JSON fields |
| 2022-08-18 | 2.00.002 | <ul style="list-style-type: none">• Bug fixes |
| 2022-07-28 | 2.00.001 | <ul style="list-style-type: none">• Converted to License Manager |
| 2022-06-13 | 1.00.002 | <ul style="list-style-type: none">• Updated to use standard CPLLC libraries |
| 2021-06-08 | 1.00.001 | <ul style="list-style-type: none">• Initial Release |

Licensing and Copyright Information

2021-2023 © by Control Programming LLC all rights reserved.