



Control Programming LLC

Release Notes

Lighting – FX Luminaire - Luxor - Cloud

version 2.00.006

Extension

This release note is for the FX Luminaire Crestron Home extension. This extension provides both sequence/quick action control as well as limited UI control of the FX Luminaire Luxor landscape lighting system. The FX Luminaire product page can be found at <https://www.fx.com/>.

This extension is not intended to replace the Luxor mobile app for configuration purposes.

Notes and Recommendations






Drivers->Lights->FX Luminaire->Luxor

System Requirements and Dependencies

Crestron Home v3.005.0054

Operation Installation/Upgrade Instructions

Installer Options

 Obtain License Key Clicking the link on the right, take's you to CPLLC.net where you can purchase a license key. CPLLC.net	
 Enter License Key A purchased license key must be obtained by clicking the above link and entered here. The extension will function 100% without a license key ...	<input type="text"/>
 IP Address Local IP Address of the FX Luminaire control box.	<input type="text" value="10.1.176.25"/>
 Show in Home Screen Checked to show on Home screen	<input type="checkbox"/>
 Show on Room Screen Checked to show in Room screen	<input checked="" type="checkbox"/>

Obtain License Key – clicking the CPLLC.net link will take you to the webpage to purchase a license key.

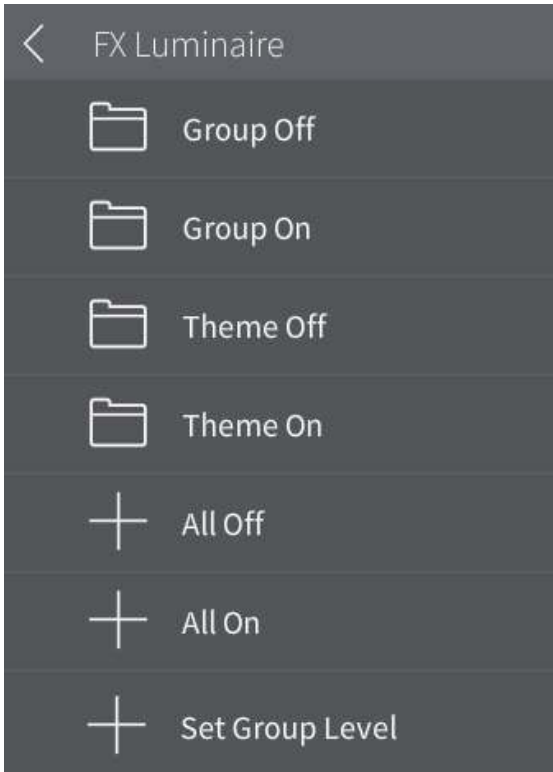
License Key – this extension requires a paid license key which can be obtained by clicking the above. For testing purposes, this extension will function 100% for 2 hours. Rebooting will reset the two hours.

IP Address – IP address of the FX Luminaire controller

Show on Home Screen – Checked if you want the extension to display on the home screen.

Show on Room Screen – Checked if you want the extension displayed on the room page.

Actions



Group Off – Turn selected group off. A list of group names will be displayed for selection. Only a single group can be selected.

Group On – Turn selected group on. A list of group names will be displayed for selection. Only a single group can be selected.

Theme Off – Turn selected theme on. A list of theme names will be displayed for selection. Only a single theme can be selected.

Theme On – Turn selected theme off. A list of theme names will be displayed for selection. Only a single theme can be selected.

All Off – Turn all landscaping lights off.

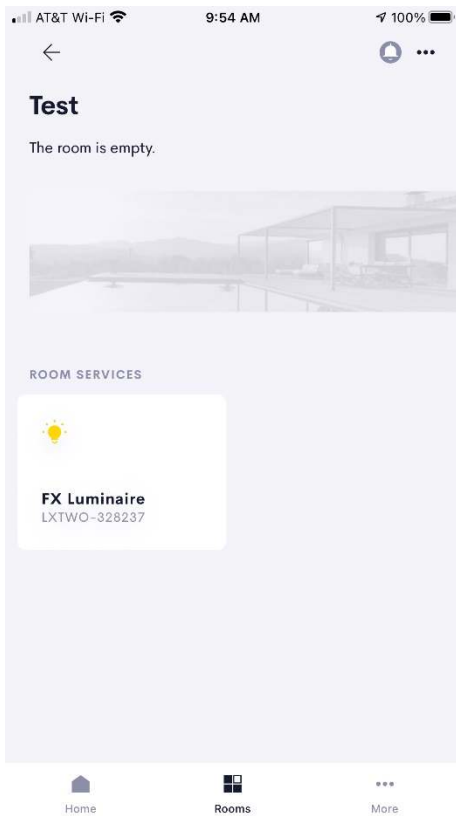
All On – Turn all landscaping lights on.

Set Group Level – Set the group's intensity level to use when the next group is turned on. Crestron Home extension only allow one variable to selected for each Action.

End-User Experience

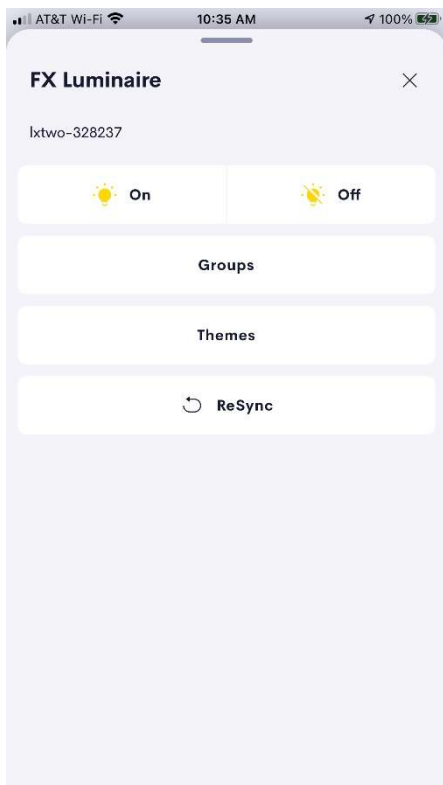


The left image shows feedback if an invalid IP address is entered into the extension. The right image shows the feedback when the license has expired.



This image shows the FX Luminaire room tile.

If the installer option, Check to make Visible is checked there will be tile displayed on the home screen.



Upon touching the room/home tile, this screen will be displayed.

On – turns on all landscape lights.

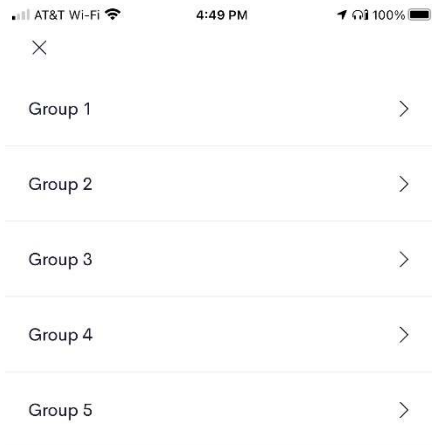
Off – turns off all landscape lights.

Groups – displays a list of groups, alphabetically, for selection.

Themes – display a list of themes, alphabetically, for selection.

ReSync – retrieves the latest list of groups and themes from the FX Luminaire controller.

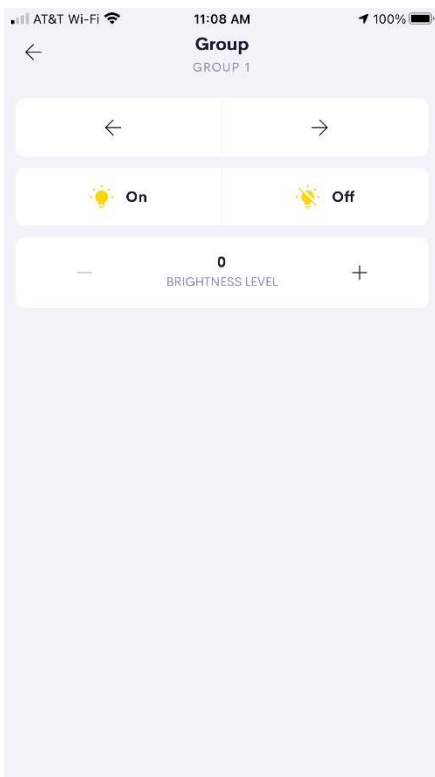
GROUPS



When the main control page's, Groups button is touched, a list of groups to select from is displayed as shown to the left.

Simply touch any group name and the following control screen will be displayed.

The group names are retrieved from the FX Luminaire controller and configured using the mobile app.



Left Arrow – displays the previous group.

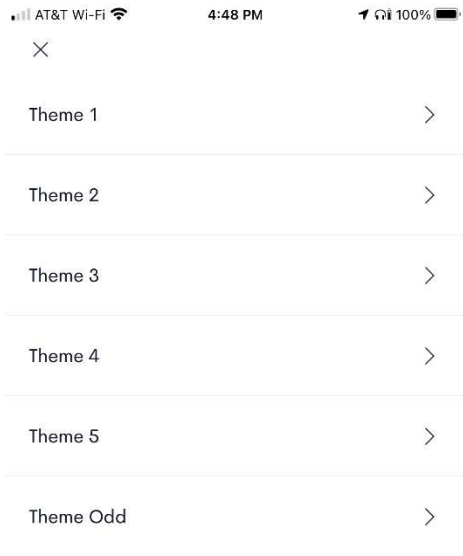
Right Arrow – displays the next group.

On – turn group's lights on to 100%.

Off – turn group's light off.

-/+ - increments the light's intensity level between 0 and 100%. Since this involves an HTTP call for each increment, there will be noticeable lag in the light's response.

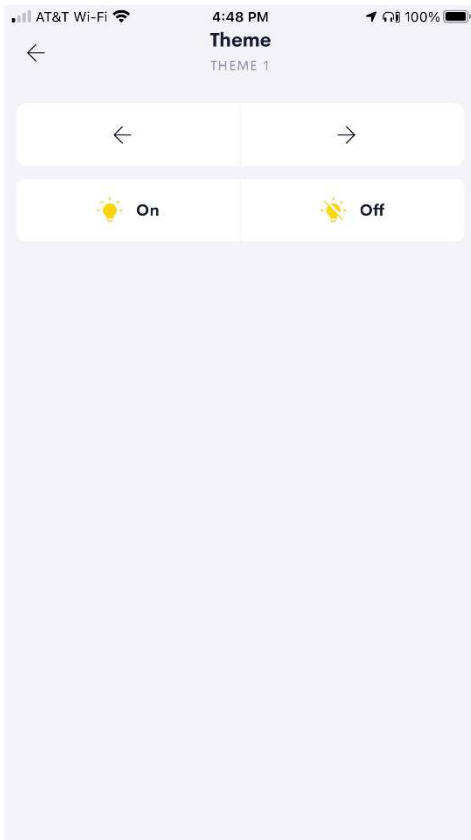
THEMES



When the main control page's, Themes button is touched, a list of themes to select from is displayed as shown to the left.

Simply touch any theme name and the following control screen will be displayed.

The theme names are retrieved from the FX Luminaire controller and are configured using the mobile app.



Left Arrow – displays the previous theme.

Right Arrow – displays the next theme.

On – turn theme's lights on.

Off – turn theme's light off.

Limitations/Known Issues

- No known limitations or issues

Supported Features

- Not applicable

Test Environment

- CP4-R and MC4-R
- Crestron Home v3.005.0054

Contact Information

- Company: Control Programming LLC
- Author: Randy Johnson
- Email: randy@CPLLC.net
- Website: <https://cpllc.net>
- License Key: <https://cpllc.net/?product=fx-luminaire-luxor>

Version History

- | | |
|------------|---|
| 2023-04-04 | 2.00.006 |
| | <ul style="list-style-type: none">• Added required CCD SDK JSON fields |
| 2022-10-28 | 2.00.003 |
| | <ul style="list-style-type: none">• Converted to new licensing manager |
| 2021-09-11 | 1.00.002 |
| | <ul style="list-style-type: none">• Fixed bug in CH 3.8 that prevented loading of the extension |
| 2021-05-30 | 1.00.001 |
| | <ul style="list-style-type: none">• Initial Release |

Licensing and Copyright Information

© 2021-2023 by Control Programming LLC all rights reserved.