



Control Programming LLC

Release Notes

Extension – Masking – ESI RQ - Serial version 1.01.001

Extension

This release note is for the Crestron Home extension that interfaces with the ESI RQ theatre screen masking.

Notes and Recommendations

Drivers->Masking->ESI->RQ

System Requirements and Dependencies

Provide any minimum versions of applications required to run your driver.

- Crestron Home v3.004

Installation/Upgrade Instructions

Enter a descriptive name for RQ

Please choose control port:

(Built-In) ^

MC4-R: COM 1

The extension protocol is RS232 and the appropriate COM port will need to be selected.

The descriptive name will also need to be added.

Installation Settings

Installation Settings

ⓘ

License Key

Please go to <https://cpllc.net/?product=esi-rq> to obtain the necessary license key. The extension will function 100% without a license key for 2 hours.

ⓘ

Check to make Visible

Indicates if the extension is visible within the room

☒

License Key – this extension requires a paid license which can be obtained <https://cpllc.net/?product=esi-rq>.

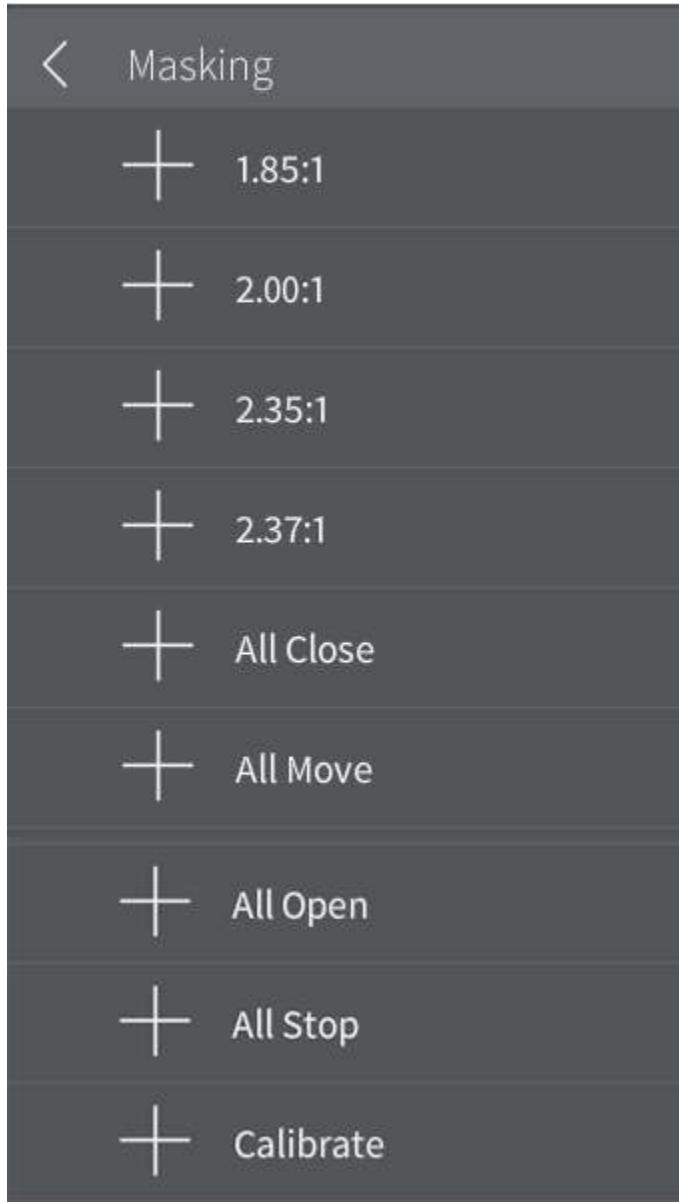
Check to make Visible – if checked the tile will be visible within the selected room. Unchecked, the tile will not be visible

OK

Cancel

Programmer Options

Actions



1.85:1 – move the mask to the required dimensions.

2.00:1 – move the mask to the required dimensions.

2.35:1 – move the mask to the required dimensions.

2.37:1 – move the mask to the required dimensions.

All Close – Close all masks (99%)


All Move – Move all masks to the specified percentage (1-99%)

All Open – Open all masks (1%)

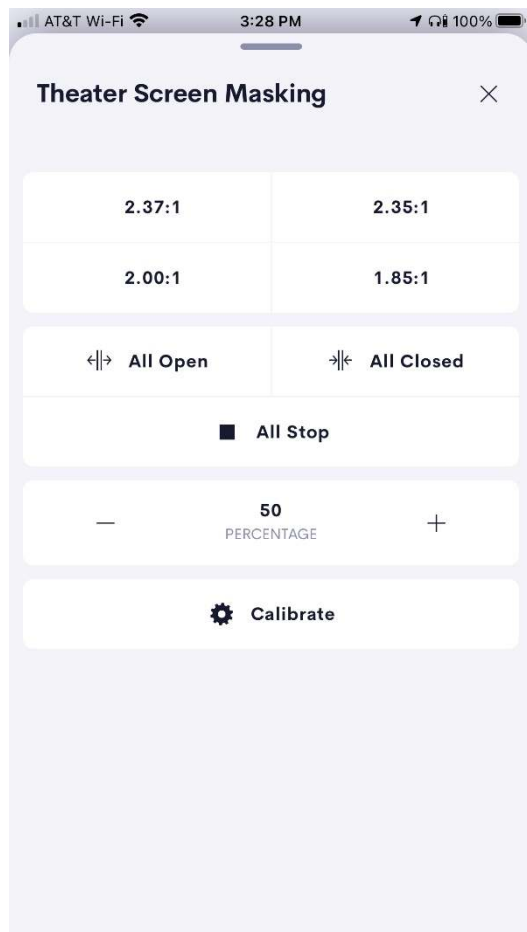
All Stop – Stop moving all of the masks

Calibrate – Recalibrate the mask motors

End-User Experience



After 2 hours, without the proper license key having been installed, a license expired notice will be displayed.



This page is displayed when the three dots on the room tile have been pressed.

1.85:1 – move the mask to the required dimensions.

2.00:1 – move the mask to the required dimensions.

2.35:1 – move the mask to the required dimensions.

2.37:1 – move the mask to the required dimensions.

All Close – Close all masks (99%)

All Move – Move all masks to the specified percentage (1-99%)

All Open – Open all masks (1%)

All Stop – Stop moving all of the masks

Calibrate – Recalibrate the mask motors

Limitations/Known Issues

No known issues

Supported Features

Not applicable

Test Environment

List the environments where this driver has been tested and any control system firmware versions used.

- Crestron Home v3.004
- CP4-R
- MC4-R

Supported Models

- CP4-R
- MC4-R

Contact Information

- Company: Control Programming LLC
- Author: Randy Johnson
- Email: randy@CPLLC.net
- Website: <https://cpllc.net>
- License: <https://cpllc.net/?product=esi-rq>

Version History

2021-05-25 1.00.001.017

- Initial Release

Licensing and Copyright Information

Certain Crestron products contain open-source software. For specific information, please visit www.crestron.com/opensource