



Control Programming LLC

Release Notes

Extension - Relay – DoorBird – Relay
version 2.00.006

Extension

This release note is for the Crestron Home extension that interfaces with the DoorBird relays. The actual hardware can be found at <https://www.doorbird.com/en/>.

Notes and Recommendations

Drivers->Relay->DoorBird-> Relay

System Requirements and Dependencies







Provide any minimum versions of applications required to run your driver.

- Crestron Home v3.013
- This extension requires that the License Manager (<https://cpllc.net/product/license-manager/>) also be installed on the processor

Installation/Upgrade Instructions

Installation and dealer-facing configuration instructions.

Installer Options

	Obtain License Key Clicking the link, on the right, takes you to CPLLC.net where license keys can be obtained. A purchased license key is required to be entered i...	CPLLC.net
	Show in Home Screen Checked to show on Home screen	<input type="checkbox"/>
	Show on Room Screen Checked to show in Room screen	<input checked="" type="checkbox"/>
	DoorBird's IP Address DoorBird's IP Address	<input type="text"/>
	DoorBird's Username DoorBird's Username for control	<input type="text"/>
	DoorBird's Password DoorBird's Password for control	<input type="text"/>

Obtain License Key – clicking on the “CPLLC.net” link will take you to the website to purchase the necessary license. The obtained license key will need to be entered in the license manager on the appropriate SKU.

Show on Home Page – check if extension is to be visible on the home page.

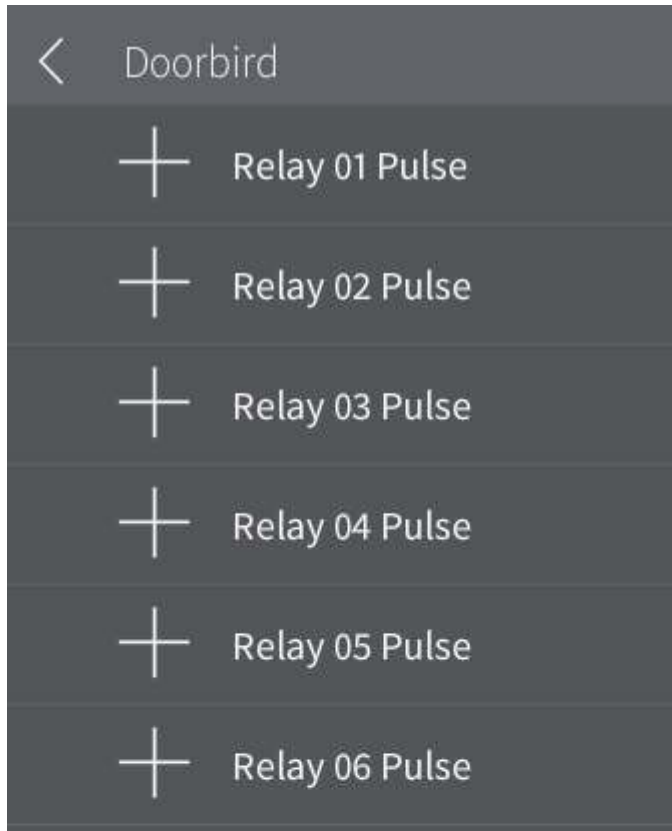
Show in Room Page – checked if extension is visible in the room page

DoorBird's IP Address – IP address of the DoorBird controller.

DoorBird's Username – Username that has the API-Operator permission set. As well as access to the specified relays.

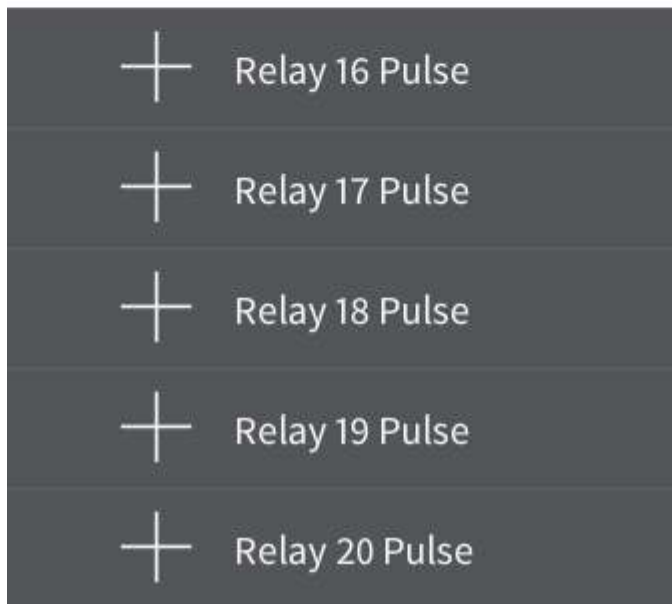
DoorBird's Password – Password that works with the above username.

Actions

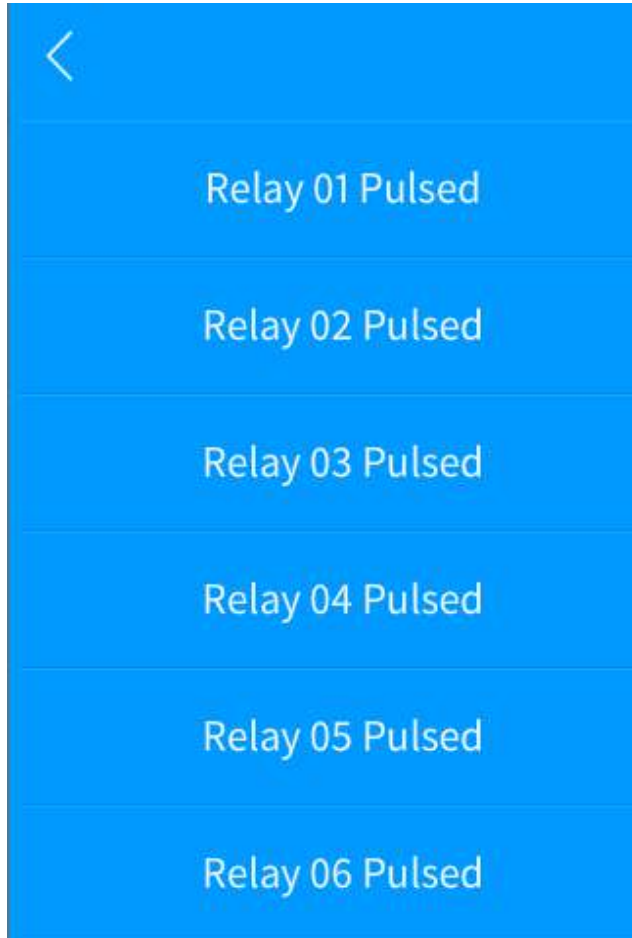


Relay (01-20) Pulse – pulses the corresponding relay to close for the mobile app defined duration and then open.

Relays 07-15



Events



<
Relay 01 Pulsed
Relay 02 Pulsed
Relay 03 Pulsed
Relay 04 Pulsed
Relay 05 Pulsed
Relay 06 Pulsed

Relay (01-20) Pulsed – indicates the relay has been pulsed.

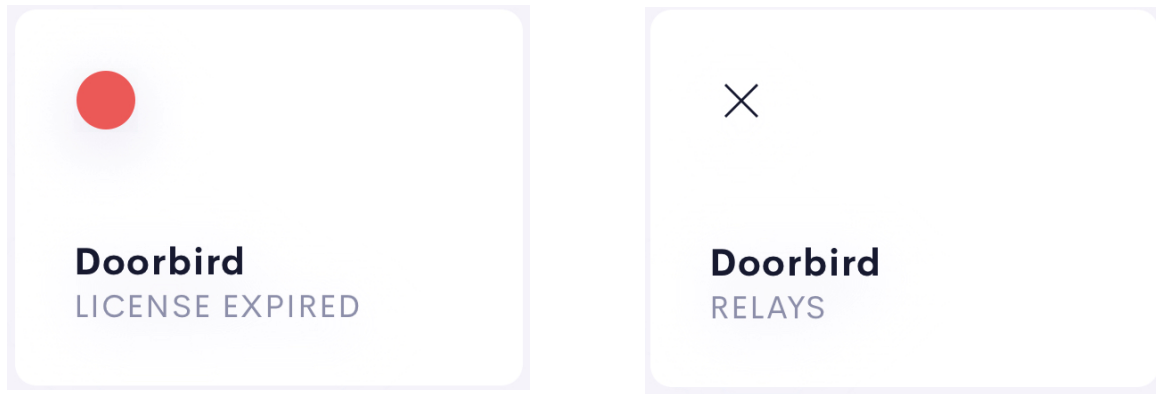
Relays 07-15



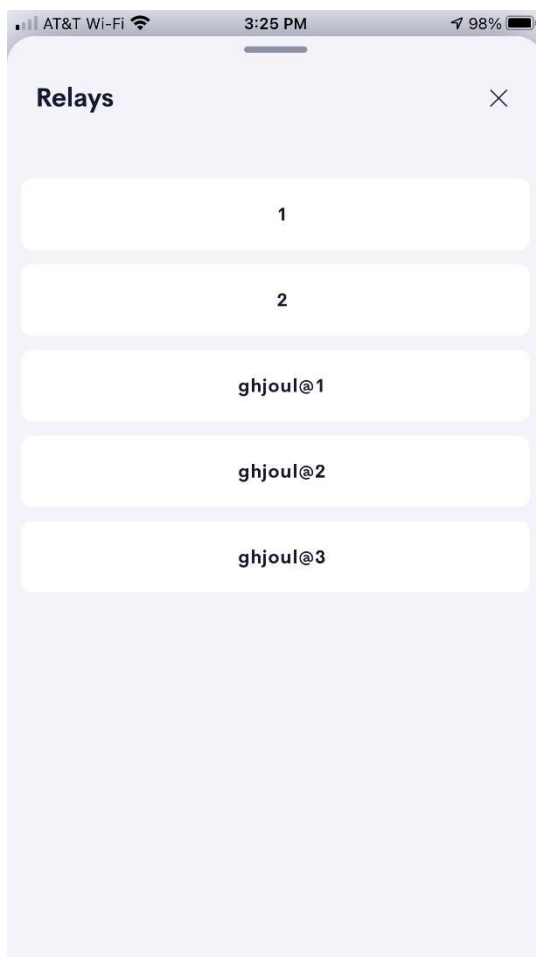
Relay 16 Pulsed
Relay 17 Pulsed
Relay 18 Pulsed
Relay 19 Pulsed
Relay 20 Pulsed

End-User Experience

This is a driver and as such there is no end user experience.



The left image shows the tile state after the license has expired. The right image shows the tile state when active.



This screen shows the available relays to pulse.

Relays 1 & 2 are the main relays in the DoorBird controller. All additional relays are associated relays in a DoorBird I/O Door Controller.

At present the DoorBird published API does not provide the names of Relays as configured in the mobile app.

Limitations/Known Issues

No known limitations.

Supported Features

It does not expect any feedback from the receiving device.

Test Environment

List the environments where this driver has been tested and any control system firmware versions used.

- I.E. Crestron Home v3.001.1234

Supported Models

Doorbird Relays

Contact Information

- Company: Control Programming LLC
- Author: Randy Johnson
- Email: randy@CPLLC.net
- Website: <https://cpllc.net>
- License: <https://cpllc.net/?product=doorbird-relay>

Version History

2023-04-04 2.00.006

- Added required CCD SDK JSON fields

2022-08-17 2.00.002

- Bug fixes

2022-08-02 2.00.001

- Upgraded to License Manager

2022-03-12 1.00.002

- Fixed bug and added No Content feedback

2021-09-30 1.00.001

- Initial release

Licensing and Copyright Information

© 2022-2023 Control Programming LLC, all rights reserved.