



Control Programming LLC

Release Notes

Extension – Control Programming LLC – Doors - Cloud

version 1.00.001

Extension

The extension provides real time feedback of door open/close status as well as the ability to trigger a momentary and/or latched open.

Notes and Recommendations

Drivers->Door Access->Control Programming LLC->Doors

System Requirements and Dependencies









Provide any minimum versions of applications required to run your driver.

- I.E. Crestron Home v3.002

Installation/Upgrade Instructions

Installation and dealer-facing configuration instructions.

Installer Options

 Obtain License Key Clicking the link on the right, take's you to CPLLC.net where you can purchase a license key.	CPLLC.net
 Enter License Key A purchased license key must be obtained by clicking the above link and entered here. The extension will function 100% without a license key ...	<input type="text"/>
 Show in Home Screen Checked to show on Home screen	<input checked="" type="checkbox"/>
 Show on Room Screen Checked to show in Room screen	<input type="checkbox"/>
 Entry 01 Name Enter the name of the entry. Example would be Garage Door	<input type="text" value="Front Door"/>
 Entry 02 Name Enter the name of the entry. Example would be Garage Door	<input type="text" value="Side Door"/>
Entry 03-18 Name	
 Entry 19 Name Enter the name of the entry. Example would be Garage Door	<input type="text"/>
 Entry 20 Name Enter the name of the entry. Example would be Garage Door	<input type="text"/>

Obtain License Key – clicking on the CPLLC.net link will take you to the website to purchase a license key.

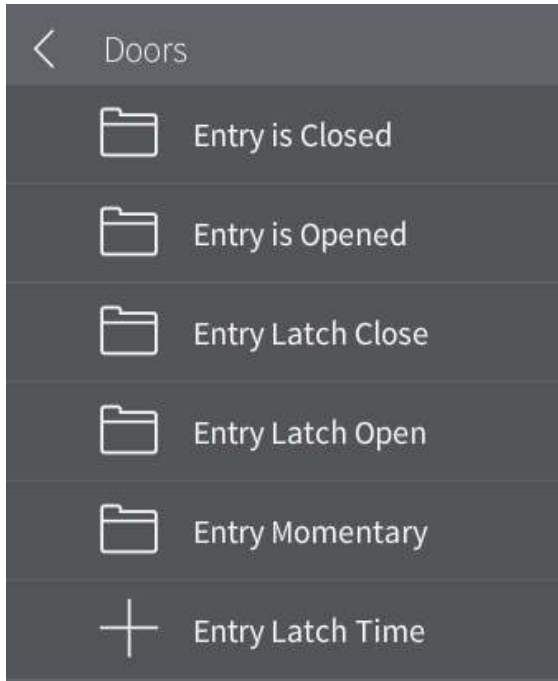
License Key – this extension requires a paid license key which can be obtained by following the link above. For testing purposes, this extension will function 100% for 2 hours. Rebooting will reset the two hours.

Show in Home Screen – if checked, the extension will be displayed in the home screen.

Show on Room Screen – if checked, the extension will be displayed in the room screen.

Entry 01-20 Name – the name to display for the entry. Leave blank if entry not being used

Actions



Entry is Closed – used to provide closed feedback on the selected entry name

Entry is Opened – used to provide opened feedback on the selected entry name

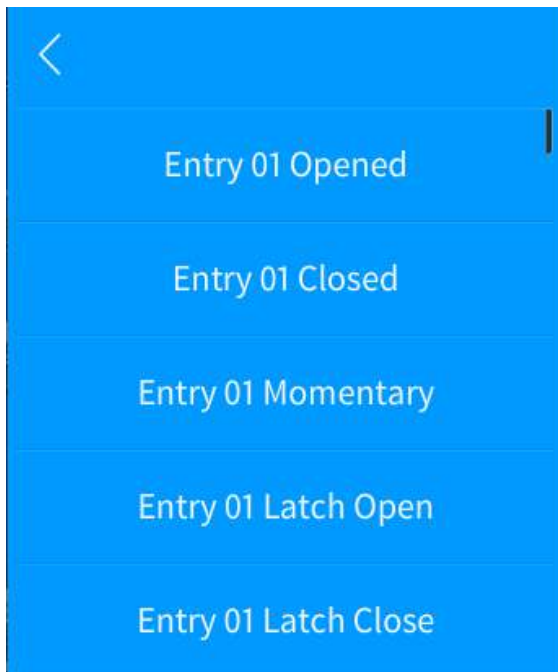
Entry Latch Close – used to trigger closing of the door programmatically

Entry Latch Open – used to trigger opening of the door programmatically for the specified entry latch time below.

Entry Momentary – used to trigger a momentary opening of the door.

Entry Latch Time – number of minutes to latch the door open before automatically triggering a close.

Events



Entry (01-20) Opened – triggered when feedback for entry indicates it is opened

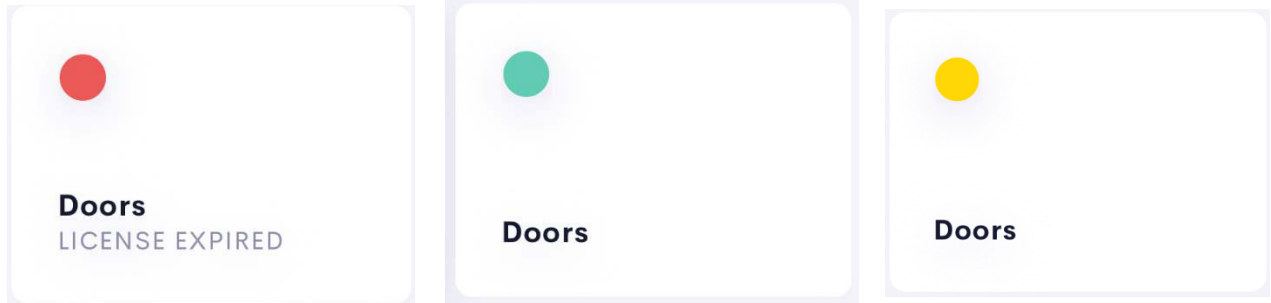
Entry (01-20) Closed – triggered when feedback for entry indicates it is closed

Entry (01-20) Momentary - triggered when a momentary open is requested.

Entry (01-20) Latch Open – triggered when a latched open is requested. A timer, in minutes, is started to trigger the Latch close.

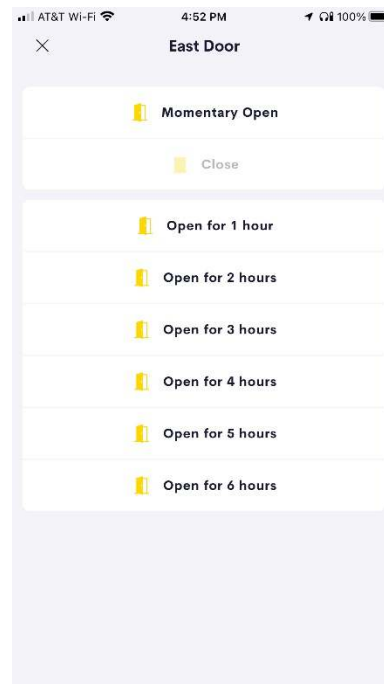
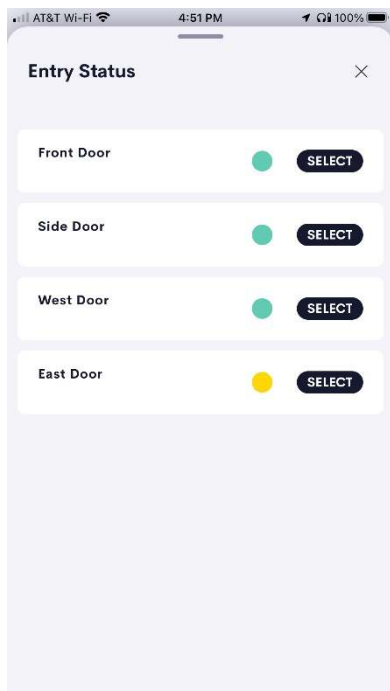
Entry (01-20) Latch Close – triggered when a latched close is requested.

End-User Experience



From left to right. The extension will operate for two hours without a valid license key. Should the two hours be reached the left tile feedback will be presented.

The middle tile shows feedback if all of the doors are closed, while the right tile shows feedback that one or more doors are currently open.



The left image will be displayed when the tile has been clicked. A list of configured doors will be displayed along with the door's open (yellow) / closed (green) status. Touching the select button brings up the image on the right. From this are you can manually request a door to be opened for how long the door should stay open.

Limitations/Known Issues

No known limitations.

Supported Features

Enable/Disabling of the Keypad Buffer

Test Environment

List the environments where this driver has been tested and any control system firmware versions used.

- I.E. Crestron Home v3.001.1234

Supported Models

Not applicable

Contact Information

- Company: Control Programming LLC
- Author: Randy Johnson
- Email: randy@CPLLC.net
- Website: <https://cpllc.net>
- License: <https://cpllc.net/product/door-open-status/>

Version History

2021-09-30 1.00.001

- Initial release

Licensing and Copyright Information

© 2021 Control Programming LLC, all rights reserved